

Brand Name	Odefsey
Active Ingredient(s)	emtricitabine, rilpivirine, tenofovir alafenamide
Strength	200-25-25 mg
Dosage Form	tablet
Inactive Ingredients	croscarmellose sodium, lactose monohydrate, magnesium stearate, microcrystalline cellulose, polysorbate 20, and povidone. film-coating containing iron oxide black, polyethylene glycol, polyvinyl alcohol, talc, and titanium dioxide.
NDC	61958-2101-1
DIN	02461463
Canadian Distributor	Gilead Sciences Canada Inc. 600 6711 Mississauga Road, Mississauga, Ontario, Canada L5N 2W3
NDA Number	NDA208351
US Distributor (NDA Holder)	Gilead Sciences, Inc 333 Lakeside Drive, Foster City, CA 94404 USA
Manufacturer (Final Packager)	Not available
API Manufacturer	Not available
Relationship to Sponsor	The Sponsor may have or have had agreements with the U.S. manufacturer for rebates. The Sponsor has no relationship with the foreign manufacturer.

Current FDA-approved Package Insert

HIGHLIGHTS OF PRESCRIBING INFORMATION

These highlights do not include all the information needed to use ODEFSEY safely and effectively. See full prescribing information for ODEFSEY.

ODEFSEY® (emtricitabine, rilpivirine, and tenofovir alafenamide) tablets, for oral use
Initial U.S. Approval: 2016

WARNING: POST TREATMENT ACUTE EXACERBATION OF HEPATITIS B

See full prescribing information for complete boxed warning. Severe acute exacerbations of hepatitis B have been reported in patients who are coinfecting with HIV-1 and HBV and have discontinued products containing emtricitabine (FTC) and/or tenofovir disoproxil fumarate (TDF), and may occur with discontinuation of ODEFSEY. Hepatic function should be monitored closely in these patients. If appropriate, anti-hepatitis B therapy may be warranted. (5.1)

RECENT MAJOR CHANGES

Warnings and Precautions, New Onset or Worsening Renal Impairment (5.5)

03/2021

INDICATIONS AND USAGE

ODEFSEY is a three-drug combination of emtricitabine (FTC) and tenofovir alafenamide (TAF), both HIV nucleoside analog reverse transcriptase inhibitors (NRTIs), and rilpivirine (RPV), a non-nucleoside reverse transcriptase inhibitor (NNRTI), and is indicated as a complete regimen for the treatment of HIV-1 infection in patients weighing at least 35kg as initial therapy in those with no antiretroviral treatment history with HIV-1 RNA less than or equal to 100,000 copies per mL; or to replace a stable antiretroviral regimen in those who are virologically-suppressed (HIV-1 RNA less than 50 copies per mL) for at least 6 months with no history of treatment failure and no known substitutions associated with resistance to the individual components of ODEFSEY. (1)

Limitations of Use:

- More rilpivirine-treated subjects with HIV-1 RNA greater than 100,000 copies/mL at the start of therapy experienced virologic failure (HIV-1 RNA \geq 50 copies/mL) compared to rilpivirine-treated subjects with HIV-1 RNA less than or equal to 100,000 copies/mL. (14.2,14.3)

DOSAGE AND ADMINISTRATION

- Testing: Prior to or when initiating ODEFSEY, test for hepatitis B virus infection. Prior to or when initiating ODEFSEY, and during treatment on a clinically appropriate schedule, assess serum creatinine, estimated creatinine clearance, urine glucose, and urine protein in all patients. In patients with chronic kidney disease, also assess serum phosphorus (2.1)
- Recommended dosage: one tablet taken orally once daily with a meal. (2.2)
- For pregnant patients who are already on ODEFSEY prior to pregnancy and who are virologically suppressed (HIV-1 RNA less than 50 copies per mL), one tablet taken once daily may be continued. Lower exposures of rilpivirine were observed during pregnancy, therefore viral load should be monitored closely. (2.3)
- Renal impairment: ODEFSEY is not recommended in patients with estimated creatinine clearance of 15 to below 30 mL per minute, or below 15 mL per minute who are not receiving chronic hemodialysis. (2.4)

DOSAGE FORMS AND STRENGTHS

Tablets: 200 mg of FTC, 25 mg of RPV and 25 mg of TAF. (3)

CONTRAINDICATIONS

ODEFSEY is contraindicated when coadministered with drugs where significant decreases in RPV plasma concentrations may occur, which may result in loss of virologic response and possible resistance and cross-resistance. (4)

WARNINGS AND PRECAUTIONS

- Skin and Hypersensitivity Reactions: Severe skin and hypersensitivity reactions have been reported during postmarketing experience with RPV-containing regimens, including cases of Drug Reaction with Eosinophilia and Systemic Symptoms (DRESS). Immediately discontinue treatment if hypersensitivity or rash with systemic symptoms or elevations in hepatic serum biochemistries develops and closely monitor clinical status, including hepatic serum biochemistries. (5.2)
- Hepatotoxicity: Hepatic adverse events have been reported in patients receiving an RPV-containing regimen. Monitor liver-associated tests before and during treatment with ODEFSEY in patients with underlying hepatic disease or marked elevations in liver-associated tests. Also consider monitoring liver-associated tests in patients without risk factors. (5.3)
- Depressive disorders: Severe depressive disorders have been reported. Immediate medical evaluation is recommended for severe depressive disorders. (5.4)
- New onset or worsening renal impairment: Assessment of serum creatinine, estimated creatinine clearance, urine glucose, and urine protein when initiating ODEFSEY and during therapy on a clinically appropriate schedule in all patients. Also assess serum phosphorus in patients with chronic kidney disease. (5.5)
- Concomitant use of ODEFSEY with drugs with a known risk to prolong the QTc interval of the electrocardiogram may increase the risk of Torsade de Pointes. (5.6)
- Lactic acidosis/severe hepatomegaly with steatosis: Discontinue treatment in patients who develop symptoms or laboratory findings suggestive of lactic acidosis or pronounced hepatotoxicity. (5.7)
- Immune reconstitution syndrome: May necessitate further evaluation and treatment. (5.8)

ADVERSE REACTIONS

Most common adverse reactions (incidence greater than or equal to 2%, all grades) are headache and sleep disturbances. (6.1)

To report SUSPECTED ADVERSE REACTIONS, contact Gilead Sciences, Inc. at 1-800-GILEAD-5 or FDA at 1-800-FDA-1088 or www.fda.gov/medwatch.

DRUG INTERACTIONS

- ODEFSEY is a complete regimen for the treatment of HIV-1 infection; therefore, coadministration with other antiretroviral medications for the treatment of HIV-1 infection is not recommended. (7.1)
- Consult the Full Prescribing Information prior to and during treatment for important drug interactions. (4, 5.6, 7)

USE IN SPECIFIC POPULATIONS

- Pregnancy: Total rilpivirine exposures were generally lower during pregnancy compared to the postpartum period. (2.3, 8.1, 12.3).
- Lactation: Breastfeeding not recommended due to the potential for HIV-1 transmission. (8.2)
- Pediatrics: Not recommended for patients weighing less than 35 kg. (8.4)

See 17 for PATIENT COUNSELING INFORMATION and FDA-approved patient labeling.

Revised: 09/2021

FULL PRESCRIBING INFORMATION: CONTENTS***WARNING: POST TREATMENT ACUTE EXACERBATION OF HEPATITIS B****1 INDICATIONS AND USAGE****2 DOSAGE AND ADMINISTRATION**

- 2.1 Testing Prior to Initiation and During Treatment with ODEFSEY
- 2.2 Recommended Dosage
- 2.3 Recommended Dosage During Pregnancy
- 2.4 Not Recommended in Patients with Severe Renal Impairment

3 DOSAGE FORMS AND STRENGTHS**4 CONTRAINDICATIONS****5 WARNINGS AND PRECAUTIONS**

- 5.1 Severe Acute Exacerbation of Hepatitis B in Patients Coinfected with HIV-1 and HBV
- 5.2 Skin and Hypersensitivity Reactions
- 5.3 Hepatotoxicity
- 5.4 Depressive Disorders
- 5.5 New Onset or Worsening Renal Impairment
- 5.6 Risk of Adverse Reactions or Loss of Virologic Response Due to Drug Interactions
- 5.7 Lactic Acidosis/Severe Hepatomegaly with Steatosis
- 5.8 Immune Reconstitution Syndrome

6 ADVERSE REACTIONS

- 6.1 Clinical Trials Experience
- 6.2 Postmarketing Experience

7 DRUG INTERACTIONS

- 7.1 Not Recommended with Other Antiretroviral Medications
- 7.2 Drugs Inducing or Inhibiting CYP3A Enzymes
- 7.3 Drugs Inducing or Inhibiting P-glycoprotein
- 7.4 Drugs Increasing Gastric pH
- 7.5 QT Prolonging Drugs
- 7.6 Drugs Affecting Renal Function

- 7.7 Significant Drug Interactions

- 7.8 Drugs Without Clinically Significant Interactions with ODEFSEY

8 USE IN SPECIFIC POPULATIONS

- 8.1 Pregnancy
- 8.2 Lactation
- 8.4 Pediatric Use
- 8.5 Geriatric Use
- 8.6 Renal Impairment
- 8.7 Hepatic Impairment

10 OVERDOSAGE**11 DESCRIPTION****12 CLINICAL PHARMACOLOGY**

- 12.1 Mechanism of Action
- 12.2 Pharmacodynamics
- 12.3 Pharmacokinetics
- 12.4 Microbiology

13 NONCLINICAL TOXICOLOGY

- 13.1 Carcinogenesis, Mutagenesis, Impairment of Fertility
- 13.2 Animal Toxicology and/or Pharmacology

14 CLINICAL STUDIES

- 14.1 Clinical Trial Results in HIV-1 Virologically-Suppressed Subjects Who Switched to ODEFSEY
- 14.2 Clinical Trial Results for Adult Subjects with no Antiretroviral Treatment History and Adults with Renal Impairment for Components of ODEFSEY
- 14.3 Clinical Trial Results for Pediatric Subjects Aged 12 to Less than 18 Years Old with no Antiretroviral Treatment History for Components of ODEFSEY

16 HOW SUPPLIED/STORAGE AND HANDLING**17 PATIENT COUNSELING INFORMATION**

- * Sections or subsections omitted from the full prescribing information are not listed.

FULL PRESCRIBING INFORMATION

WARNING: POST TREATMENT ACUTE EXACERBATION OF HEPATITIS B

Severe acute exacerbations of hepatitis B have been reported in patients who are coinfecting with HIV-1 and HBV and have discontinued products containing emtricitabine (FTC) and/or tenofovir disoproxil fumarate (TDF), and may occur with discontinuation of ODEFSEY.

Hepatic function should be monitored closely with both clinical and laboratory follow-up for at least several months in patients who are coinfecting with HIV-1 and HBV and discontinue ODEFSEY. If appropriate, anti-hepatitis B therapy may be warranted [see *Warnings and Precautions (5.1)*].

1 INDICATIONS AND USAGE

ODEFSEY is indicated as a complete regimen for the treatment of HIV-1 infection in adult and pediatric patients weighing at least 35 kg:

- as initial therapy in those with no antiretroviral treatment history with HIV-1 RNA less than or equal to 100,000 copies per mL or
- to replace a stable antiretroviral regimen in those who are virologically-suppressed (HIV-1 RNA less than 50 copies per mL) for at least 6 months with no history of treatment failure and no known substitutions associated with resistance to the individual components of ODEFSEY [see *Microbiology (12.4) and Clinical Studies (14)*].

Limitations of Use:

- More rilpivirine-treated subjects with no antiretroviral treatment history with HIV-1 RNA greater than 100,000 copies/mL at the start of therapy experienced virologic failure (HIV-1 RNA \geq 50 copies/mL) compared to rilpivirine-treated subjects with HIV-1 RNA less than or equal to 100,000 copies/mL [see *Clinical Studies (14.2, 14.3)*].

2 DOSAGE AND ADMINISTRATION

2.1 Testing Prior to Initiation and During Treatment with ODEFSEY

Prior to or when initiating ODEFSEY, test patients for hepatitis B virus infection [see *Warnings and Precautions (5.1)*].

Prior to or when initiating ODEFSEY, and during treatment with ODEFSEY, on a clinically appropriate schedule, assess serum creatinine, estimated creatinine clearance, urine glucose, and urine protein in all patients. In patients with chronic kidney disease, also assess serum phosphorus [see *Warnings and Precautions (5.5)*].

2.2 Recommended Dosage

ODEFSEY is a three-drug fixed dose combination product containing 200 mg of emtricitabine (FTC), 25 mg of rilpivirine (RPV), and 25 mg of tenofovir alafenamide (TAF). The recommended dosage of ODEFSEY is one tablet taken orally once daily with a meal in adults and pediatric patients with body weight at least 35 kg and creatinine clearance greater than or equal to 30 mL per minute [see *Use in Specific Populations* (8.6) and *Clinical Pharmacology* (12.3)].

2.3 Recommended Dosage During Pregnancy

For pregnant patients who are already on ODEFSEY prior to pregnancy and are virologically suppressed (HIV-1 RNA less than 50 copies per mL), one tablet of ODEFSEY taken once daily may be continued. Lower exposures of rilpivirine, a component of ODEFSEY, were observed during pregnancy, therefore viral load should be monitored closely [see *Use in Specific Populations* (8.1) and *Clinical Pharmacology* (12.3)].

2.4 Not Recommended in Patients with Severe Renal Impairment

ODEFSEY is not recommended in patients with:

- severe renal impairment (estimated creatinine clearance of 15 to below 30 mL per minute); or
- end stage renal disease (ESRD; estimated creatinine clearance below 15 mL per minute) who are not receiving chronic hemodialysis [see *Dosage and Administration* (2.2), *Warnings and Precautions* (5.5), and *Use in Specific Populations* (8.6)].

3 DOSAGE FORMS AND STRENGTHS

Each ODEFSEY tablet contains 200 mg of emtricitabine (FTC), 25 mg of rilpivirine (RPV) (equivalent to 27.5 mg of rilpivirine hydrochloride), and 25 mg of tenofovir alafenamide (TAF) (equivalent to 28 mg of tenofovir alafenamide fumarate).

The tablets are gray, capsule-shaped, film-coated and debossed with “GSI” on one side and “255” on the other side.

4 CONTRAINDICATIONS

ODEFSEY is contraindicated when coadministered with the following drugs; coadministration may result in loss of virologic response and possible resistance to ODEFSEY or to the class of NNRTIs [see *Warnings and Precautions* (5.6), *Drug Interactions* (7) and *Clinical Pharmacology* (12.3)]:

- Anticonvulsants: carbamazepine, oxcarbazepine, phenobarbital, phenytoin
- Antimycobacterials: rifampin, rifapentine

- Glucocorticoid (systemic): dexamethasone (more than a single-dose)
- Herbal Products: St. John's wort (*Hypericum perforatum*)
- Proton Pump Inhibitors: e.g., dexlansoprazole, esomeprazole, lansoprazole, omeprazole, pantoprazole, rabeprazole

5 WARNINGS AND PRECAUTIONS

5.1 Severe Acute Exacerbation of Hepatitis B in Patients Coinfected with HIV-1 and HBV

Test patients with HIV-1 for the presence of hepatitis B virus (HBV) before or when initiating antiretroviral therapy [see *Dosage and Administration (2.1)*].

Severe acute exacerbations of hepatitis B (e.g., liver decompensation and liver failure) have been reported in patients who are coinfecting with HIV-1 and HBV and have discontinued products containing FTC and/or TDF, and may occur with discontinuation of ODEFSEY. Patients coinfecting with HIV-1 and HBV who discontinue ODEFSEY should be closely monitored with both clinical and laboratory follow-up for at least several months after stopping treatment with ODEFSEY. If appropriate, anti-hepatitis B therapy may be warranted, especially in patients with advanced liver disease or cirrhosis, since post treatment exacerbation of hepatitis may lead to hepatic decompensation and liver failure.

5.2 Skin and Hypersensitivity Reactions

Severe skin and hypersensitivity reactions, including cases of Drug Reaction with Eosinophilia and Systemic Symptoms (DRESS), have been reported during postmarketing experience with RPV-containing regimens. While some skin reactions were accompanied by constitutional symptoms such as fever, other skin reactions were associated with organ dysfunction, including elevations in hepatic serum biochemistries. During Phase 3 clinical trials of RPV, treatment-related rashes with at least Grade 2 severity were reported in 1% of subjects. Overall, most rashes were Grade 1 or 2 and occurred in the first four to six weeks of therapy [see *Adverse Reactions (6.2)*].

Discontinue ODEFSEY immediately if signs or symptoms of severe skin or hypersensitivity reactions develop, including but not limited to, severe rash or rash accompanied by fever, blisters, mucosal involvement, conjunctivitis, facial edema, angioedema, hepatitis, or eosinophilia. Clinical status including laboratory parameters should be monitored and appropriate therapy should be initiated.

5.3 Hepatotoxicity

Hepatic adverse events have been reported in patients receiving an RPV-containing regimen. Patients with underlying hepatitis B or C virus infection, or marked elevations in liver-associated tests prior to treatment, may be at increased risk for worsening or development of liver-associated test elevations with use of ODEFSEY. A few cases of

hepatic toxicity have been reported in adult patients receiving an RPV-containing regimen who had no preexisting hepatic disease or other identifiable risk factors. Appropriate laboratory testing prior to initiating therapy and monitoring for hepatotoxicity during therapy with ODEFSEY is recommended in patients with underlying hepatic disease such as hepatitis B or C, or in patients with marked elevations in liver-associated tests prior to treatment initiation. Liver-associated test monitoring should also be considered for patients without preexisting hepatic dysfunction or other risk factors.

5.4 Depressive Disorders

Depressive disorders (including depressed mood, depression, dysphoria, major depression, mood altered, negative thoughts, suicide attempt, suicidal ideation) have been reported with RPV. Promptly evaluate patients with severe depressive symptoms to assess whether the symptoms are related to ODEFSEY, and to determine whether the risks of continued therapy outweigh the benefits.

In Phase 3 trials of RPV in adult subjects (N=1368) through 96 weeks, the incidence of depressive disorders (regardless of causality, severity) reported among RPV-treated subjects (n=686) was 9%. Most events were mild or moderate in severity. In RPV-treated subjects, the incidence of Grades 3 and 4 depressive disorders (regardless of causality) was 1%, the incidence of discontinuation due to depressive disorders was 1%, and suicidal ideation and suicide attempt was reported in 4 and 2 subjects, respectively.

During the Phase 2 trial in RPV-treated pediatric subjects 12 to less than 18 years of age (N=36), the incidence of depressive disorders (regardless of causality, severity) was 19% (7/36) through 48 weeks. Most events were mild or moderate in severity. The incidence of Grades 3 and 4 depressive disorders (regardless of causality) was 6% (2/36). None of the subjects discontinued due to depressive disorders. Suicidal ideation and suicide attempt were reported in 1 subject.

5.5 New Onset or Worsening Renal Impairment

Postmarketing case of renal impairment, including acute renal failure, proximal renal tubulopathy (PRT), and Fanconi syndrome have been reported with TAF-containing products; while most of these cases were characterized by potential confounders that may have contributed to the reported renal events, it is also possible these factors may have predisposed patients to tenofovir-related adverse events [see *Adverse Reactions (6.1, 6.2)*]. ODEFSEY is not recommended in patients with estimated creatinine clearance of 15 to below 30 mL per minute, or in patients with estimated creatinine clearance below 15 mL per minute who are not receiving chronic hemodialysis.

Patients taking tenofovir prodrugs who have impaired renal function and those taking nephrotoxic agents, including nonsteroidal anti-inflammatory drugs are at increased risk of developing renal-related adverse reactions.

Prior to or when initiating ODEFSEY, and during treatment with ODEFSEY, on a clinically appropriate schedule, assess serum creatinine, estimated creatinine clearance, urine

glucose and urine protein in all patients. In patients with chronic kidney disease, also assess serum phosphorus. Discontinue ODEFSEY in patients who develop clinically significant decreases in renal function or evidence of Fanconi syndrome.

5.6 Risk of Adverse Reactions or Loss of Virologic Response Due to Drug Interactions

The concomitant use of ODEFSEY and other drugs may result in potentially significant drug interactions, some of which may lead to [see *Contraindications (4)*, and *Drug Interactions (7)*]:

- Loss of therapeutic effect of ODEFSEY and possible development of resistance due to reduced exposure of RPV.

In healthy subjects, higher than recommended doses of RPV (75 mg once daily and 300 mg once daily –3 and 12 times the recommended dosages in ODEFSEY, respectively) have been shown to prolong the QTc interval of the electrocardiogram. Consider alternatives to ODEFSEY when coadministered with a drug that is known to have a risk of Torsade de Pointes [see *Drug Interactions (7.2)* and *Clinical Pharmacology (12.2)*].

See Table 3 for steps to prevent or manage these possible and known significant drug interactions, including dosing recommendations [see *Contraindications (4)* and *Drug Interactions (7)*]. Consider the potential for drug interactions prior to and during ODEFSEY therapy and review concomitant medications during ODEFSEY therapy.

5.7 Lactic Acidosis/Severe Hepatomegaly with Steatosis

Lactic acidosis and severe hepatomegaly with steatosis, including fatal cases, have been reported with the use of nucleoside analogs, including emtricitabine, a component of ODEFSEY, and tenofovir DF, another prodrug of tenofovir, alone or in combination with other antiretrovirals. Treatment with ODEFSEY should be suspended in any patient who develops clinical or laboratory findings suggestive of lactic acidosis or pronounced hepatotoxicity (which may include hepatomegaly and steatosis even in the absence of marked transaminase elevations).

5.8 Immune Reconstitution Syndrome

Immune reconstitution syndrome has been reported in patients treated with combination antiretroviral therapy, including FTC and RPV, both components of ODEFSEY. During the initial phase of combination antiretroviral treatment, patients whose immune system responds may develop an inflammatory response to indolent or residual opportunistic infections [such as *Mycobacterium avium* infection, cytomegalovirus, *Pneumocystis jirovecii* pneumonia (PCP), or tuberculosis], which may necessitate further evaluation and treatment.

Autoimmune disorders (such as Graves' disease, polymyositis, Guillain-Barré syndrome, and autoimmune hepatitis) have also been reported to occur in the setting of immune

reconstitution, however, the time to onset is more variable, and can occur many months after initiation of treatment.

6 ADVERSE REACTIONS

The following adverse reactions are discussed in other sections of the labeling:

- Severe Acute Exacerbations of Hepatitis B [see *Warnings and Precautions (5.1)*]
- Skin and Hypersensitivity Reactions [see *Warnings and Precautions (5.2)*]
- Hepatotoxicity [see *Warnings and Precautions (5.3)*]
- Depressive Disorders [see *Warnings and Precautions (5.4)*]
- New Onset or Worsening Renal Impairment [see *Warnings and Precautions (5.5)*]
- Lactic Acidosis/Severe Hepatomegaly with Steatosis [see *Warnings and Precautions (5.7)*]
- Immune Reconstitution Syndrome [see *Warnings and Precautions (5.8)*]

6.1 Clinical Trials Experience

Because clinical trials are conducted under widely varying conditions, adverse reaction rates observed in the clinical trials of a drug (or a drug given in various combinations with other concomitant therapy) cannot be directly compared to rates in the clinical trials of another drug (or drug given in the same or different combination therapy) and may not reflect the rates observed in practice.

Adverse Reactions in Clinical Trials of ODEFSEY in Virologically-Suppressed Adult Subjects with HIV-1 Infection

The safety of ODEFSEY in virologically-suppressed adults is based on Week 48 data from two randomized, double-blinded, active-controlled clinical trials, 1160 and 1216, that enrolled 1505 adult subjects who were virologically-suppressed for at least 6 months. Both trials were designed to compare switching to ODEFSEY to maintaining efavirenz/emtricitabine/tenofovir disoproxil fumarate (EFV/FTC/TDF) or emtricitabine/rilpivirine/tenofovir disoproxil fumarate (FTC/RPV/TDF) in Trials 1160 and 1216, respectively. A total of 754 subjects received one tablet of ODEFSEY daily [see *Clinical Studies (14.1)*].

The most common adverse reactions (all Grades) reported in at least 2% of subjects in the ODEFSEY group across Trials 1216 and 1160 were headache and sleep disturbances (Table 1). Over 98% of the adverse reactions in the ODEFSEY group were of mild to moderate intensity. The proportion of subjects who discontinued treatment with ODEFSEY due to adverse events, regardless of severity, was 2% compared to 1% for FTC/RPV/TDF and 2% for EFV/FTC/TDF.

Table 1 Adverse Reactions^a (All Grades) Reported in $\geq 1\%$ of HIV-1 Infected Virologically-Suppressed Adults in Trial 1160 or Trial 1216 (Week 48 analysis)

Adverse Reaction	Trial 1160		Trial 1216	
	ODEFSEY (N=438)	EFV/FTC/TDF (N=437) ^b	ODEFSEY (N=316)	FTC/RPV/TDF (N=313) ^b
Headache	2%	1%	0	1%
Sleep Disturbances	2%	1%	0	<1%
Flatulence	1%	<1%	<1%	1%
Abnormal Dreams	1%	1%	0	2%
Diarrhea	1%	3%	1%	2%
Nausea	1%	1%	1%	1%

- Frequencies of adverse reactions are based on all adverse events attributed to study drugs by the investigator.
- Data from Trials 1160 and 1216 do not provide an adequate basis for comparison of adverse reaction incidences between ODEFSEY and the FTC/RPV/TDF and EFV/FTC/TDF groups.

Renal Laboratory Tests

In Trial 1216, the median baseline eGFR was 104 mL per minute for subjects who switched to ODEFSEY from FTC/RPV/TDF (N=316) and the mean serum creatinine decreased by 0.02 mg per dL from baseline to Week 48.

In Trial 1160, the median baseline eGFR was 110 mL per minute for subjects who switched to ODEFSEY from EFV/FTC/TDF (N=438), and the mean serum creatinine increased by 0.1 mg per dL from baseline to Week 48.

Bone Mineral Density Effects

Changes in BMD from baseline to Week 48 were assessed by dual-energy X-ray absorptiometry (DXA) in Trials 1216 and 1160.

In Trial 1216, mean bone mineral density (BMD) increased in subjects who switched to ODEFSEY (1.61% lumbar spine, 1.04% total hip) and remained stable or decreased in subjects who remained on FTC/RPV/TDF (0.08% lumbar spine, -0.25% total hip). BMD declines of 5% or greater at the lumbar spine were experienced by 1.7% of ODEFSEY subjects and 3.0% of FTC/RPV/TDF subjects. BMD declines of 7% or greater at the femoral neck were experienced by 0% of ODEFSEY subjects and 1.2% of FTC/RPV/TDF subjects.

In Trial 1160, mean BMD increased in subjects who switched to ODEFSEY (1.65% lumbar spine, 1.28% total hip) and decreased slightly in subjects who remained on EFV/FTC/TDF (-0.05% lumbar spine, -0.13% total hip). BMD declines of 5% or greater at the lumbar spine were experienced by 2.3% of ODEFSEY subjects and 4.9% of EFV/FTC/TDF subjects. BMD declines of 7% or greater at the femoral neck

were experienced by 1.4% of ODEFSEY subjects and 3.3% of EFV/FTC/TDF subjects. The long-term clinical significance of these BMD changes is not known.

Serum Lipids

Changes from baseline in total cholesterol, HDL-cholesterol, LDL-cholesterol, triglycerides, and total cholesterol to HDL ratio for Trials 1216 and 1160 are presented in Table 2.

Table 2 Lipid Values, Mean Change from Baseline Reported in Subjects Receiving ODEFSEY, FTC/RPV/TDF and EFV/FTC/TDF in Trials 1216 and 1160 at 48 Weeks

	Trial 1216				Trial 1160			
	ODEFSEY N=316 [n=235]		FTC/RPV/TDF N=314 [n=245]		ODEFSEY N=438 [n=295]		EFV/FTC/TDF N=437 [n=308]	
	Baseline	Week 48	Baseline	Week 48	Baseline	Week 48	Baseline	Week 48
	mg/dL	Change ^{a,b}	mg/dL	Change ^{a,b}	mg/dL	Change ^{a,b}	mg/dL	Change ^{a,b}
Total Cholesterol (fasted)	176	+17	171	0	193	-7	192	-3
HDL-Cholesterol (fasted)	50	+3	48	0	56	-4	55	-2
LDL-Cholesterol (fasted)	111	+13	108	+1	118 ^c	-1 ^c	119	-1
Triglycerides (fasted)	116	+12	119	-9	139	-12	133	+3
Total Cholesterol to HDL Ratio	3.7	+0.2	3.8	+0.1	3.7	+0.2	3.8	0

- The change from baseline is the mean of within-subject changes from baseline for subjects with both baseline and Week 48 values.
- Subjects who received lipid-lowering agents during the treatment period were excluded.
- [n=296] for ODEFSEY group in Study 1160 for LDL-Cholesterol (fasted)

Adverse Reactions in Clinical Trials of RPV-Containing Regimens in Treatment-Naïve Adult Subjects with HIV-1 Infection

In pooled 96-week trials of antiretroviral treatment-naïve HIV-1 infected adult subjects, the most common adverse reactions in subjects treated with RPV+FTC/TDF (N=550) (incidence greater than or equal to 2%, Grades 2–4) were headache, depressive disorders, and insomnia. The proportion of subjects who discontinued treatment with RPV+FTC/TDF due to adverse reactions, regardless of severity, was 2%. The most common adverse reactions that led to discontinuation in this treatment group were psychiatric disorders (1.6%) and rash (0.2%). Although the safety profile was similar in virologically-suppressed adults with HIV-1 infection who were switched to RPV and other antiretroviral drugs, the frequency of adverse events increased by 20% (N=317).

Adverse Reactions in Clinical Trials of FTC+TAF with EVG+COBI in Treatment-Naïve Adult Subjects with HIV-1 Infection

In pooled 48-week trials of antiretroviral treatment-naïve HIV-1 infected adult subjects, the most common adverse reaction in subjects treated with FTC+TAF with EVG+COBI (N=866) (incidence greater than or equal to 10%, all grades) was nausea (10%). In this treatment group, 0.9% of subjects discontinued FTC+TAF with EVG+COBI due to adverse event [see *Clinical Studies (14)*]. Antiretroviral treatment-naïve adult subjects treated with FTC+TAF with EVG+COBI experienced mean increases of 30 mg/dL of total cholesterol, 15 mg/dL of LDL cholesterol, 7 mg/dL of HDL cholesterol and 29 mg/dL of triglycerides after 48 weeks of use.

Renal Laboratory Tests

In two 48-week trials in antiretroviral treatment-naïve HIV-1 infected adults treated with FTC+TAF with elvitegravir (EVG) plus cobicistat (COBI) (N=866) with a median baseline eGFR of 115 mL per minute, mean serum creatinine increased by 0.1 mg per dL from baseline to Week 48.

In clinical trials of FTC+TAF with EVG+COBI in treatment-naïve subjects and in virologically-suppressed subjects switched to FTC+TAF with EVG+COBI with estimated creatinine clearance greater than 50 mL per minute, renal serious adverse events or discontinuations due to renal adverse reactions were encountered in less than 1% of participants treated with FTC+TAF with EVG+COBI.

In a 24-week trial in adults with renal impairment (baseline eGFR 30 to 69 mL per minute) who received FTC+TAF with EVG+COBI (N=248), mean serum creatinine was 1.5 mg per dL at both baseline and Week 24. FTC+TAF with EVG+COBI was permanently discontinued due to worsening renal function in two of 80 (3%) subjects.

Bone Mineral Density Effects

In the pooled analysis of two 48-week trials of antiretroviral treatment-naïve HIV-1 infected adult subjects, bone mineral density (BMD) from baseline to Week 48 was assessed by dual-energy X-ray absorptiometry (DXA). Mean BMD decreased from baseline to Week 48 by -1.30% with FTC+TAF with EVG+COBI at the lumbar spine and -0.66% at the total hip. BMD declines of 5% or greater at the lumbar spine were experienced by 10% of FTC+TAF with EVG+COBI subjects. BMD declines of 7% or greater at the femoral neck were experienced by 7% of FTC+TAF with EVG+COBI subjects. The long-term clinical significance of these BMD changes is not known.

Adverse Reactions in Clinical Trials in Pediatric Subjects with HIV-1 Infection

In an open-label 48-week trial of 36 antiretroviral treatment-naïve HIV-1 infected pediatric subjects 12 to less than 18 years old (weighing at least 32 kg) treated with 25 mg per day of RPV and other antiretrovirals, the most common adverse reactions were headache (19%), depression (19%), somnolence (14%), nausea (11%), dizziness (8%), abdominal pain (8%), vomiting (6%) and rash (6%).

In a 24-week, open-label trial of 23 antiretroviral treatment-naïve HIV-1 infected pediatric subjects aged 12 to less than 18 years old (weighing at least 35 kg) who received FTC+TAF with EVG+COBI, the safety of this combination was similar to that of adults. Among these pediatric subjects, mean BMD increased from baseline to Week 24, +1.7% at the lumbar spine and +0.8% for the total body less head. Mean changes from baseline BMD Z-scores were -0.10 for lumbar spine and -0.11 for total body less head at Week 24. Two subjects had significant (greater than 4%) lumbar spine BMD loss at Week 24.

6.2 Postmarketing Experience

The following adverse reactions have been identified during postmarketing experience in patients receiving RPV or TAF-containing regimens. Because these reactions are reported voluntarily from a population of uncertain size, it is not always possible to reliably estimate their frequency or establish a causal relationship to drug exposure.

Rilpivirine:

Metabolism and Nutrition Disorders

Weight increased

Skin and Subcutaneous Tissue Disorders

Severe skin and hypersensitivity reactions including DRESS (Drug Reaction with Eosinophilia and Systemic Symptoms)

Renal and Urinary Disorders

Nephrotic syndrome

Tenofovir alafenamide:

Skin and Subcutaneous Tissue Disorders

Angioedema, urticaria, and rash

Renal and Urinary Disorders

Acute renal failure, acute tubular necrosis, proximal renal tubulopathy, and Fanconi syndrome

7 DRUG INTERACTIONS

7.1 Not Recommended with Other Antiretroviral Medications

Because ODEFSEY is a complete regimen, coadministration with other antiretroviral medications for the treatment of HIV-1 infection is not recommended.

7.2 Drugs Inducing or Inhibiting CYP3A Enzymes

RPV is primarily metabolized by CYP3A, and drugs that induce or inhibit CYP3A may affect the clearance of RPV [see *Clinical Pharmacology (12.3)*]. Coadministration of RPV and drugs that induce CYP3A may result in decreased plasma concentrations of RPV and loss of virologic response and possible resistance to RPV or to the class of NNRTIs [see *Contraindications (4), Warnings and Precautions (5.6), and Table 3*].

Coadministration of RPV and drugs that inhibit CYP3A may result in increased plasma concentrations of RPV and possible adverse events.

7.3 Drugs Inducing or Inhibiting P-glycoprotein

TAF, a component of ODEFSEY, is a substrate of P-gp, BCRP, OATP1B1, and OATP1B3. Drugs that strongly affect P-gp and BCRP activity may lead to changes in TAF absorption (see *Table 3*). Drugs that induce P-gp activity are expected to decrease the absorption of TAF, resulting in decreased plasma concentration of TAF, which may lead to loss of therapeutic effect of ODEFSEY and development of resistance. Coadministration of ODEFSEY with other drugs that inhibit P-gp and BCRP may increase the absorption and plasma concentration of TAF.

7.4 Drugs Increasing Gastric pH

Coadministration of RPV with drugs that increase gastric pH may decrease plasma concentrations of RPV and lead to loss of virologic response and possible resistance to RPV or to the class of NNRTIs. Use of RPV with proton pump inhibitors is contraindicated

and use of RPV with H₂-receptor antagonists requires staggered administration [see *Contraindications (4) and Table 3*].

7.5 QT Prolonging Drugs

There is limited information available on the potential for a pharmacodynamic interaction between RPV and drugs that prolong the QTc interval. In a study of healthy subjects, higher than recommended doses of RPV, 75 mg once daily and 300 mg once daily (3 times and 12 times recommended daily dose in ODEFSEY) prolonged the QTc interval [see *Warnings and Precautions (5.6) and Clinical Pharmacology (12.2)*]. Consider alternative medications to ODEFSEY in patients taking a drug with a known risk of Torsade de Pointes.

7.6 Drugs Affecting Renal Function

Because FTC and tenofovir are primarily excreted by the kidneys by a combination of glomerular filtration and active tubular secretion, coadministration of ODEFSEY with drugs that reduce renal function or compete for active tubular secretion may increase concentrations of FTC, tenofovir, and other renally eliminated drugs and this may increase the risk of adverse reactions. Some examples of drugs that are eliminated by active tubular secretion include, but are not limited to, acyclovir, cidofovir, ganciclovir, valganciclovir, valganciclovir, aminoglycosides (e.g., gentamicin), and high-dose or multiple NSAIDs [see *Warnings and Precautions (5.5)*].

7.7 Significant Drug Interactions

Table 3 provides a listing of established or potentially clinically significant drug interactions with recommended steps to prevent or manage the drug interaction (the table is not all inclusive). The drug interactions described are based on studies conducted with either ODEFSEY, the components of ODEFSEY (FTC, RPV and TAF) as individual agents, or are predicted drug interactions that may occur with ODEFSEY [see *Clinical Pharmacology (12.3), Tables 8-11*]. For list of contraindicated drugs, [see *Contraindications (4)*].

Table 3 Significant^a Drug Interactions

Concomitant Drug Class: Drug Name	Effect on Concentration ^b	Clinical Comment
Antacids: antacids (e.g., aluminum, magnesium hydroxide, or calcium carbonate)	↔ RPV (antacids taken at least 2 hours before or at least 4 hours after RPV) ↓ RPV (concomitant intake)	Administer antacids at least 2 hours before or at least 4 hours after ODEFSEY.

Concomitant Drug Class: Drug Name	Effect on Concentration^b	Clinical Comment
Anticonvulsants: carbamazepine oxcarbazepine phenobarbital phenytoin	↓ RPV	Coadministration is contraindicated due to potential for loss of virologic response and development of resistance.
Antimycobacterials: rifampin rifapentine	↓ RPV	Coadministration is contraindicated due to potential for loss of virologic response and development of resistance.
Antimycobacterials: rifabutin	↓ RPV ^c ↓ TAF	Coadministration of ODEFSEY with rifabutin is not recommended.
Azole Antifungal Agents: fluconazole itraconazole ketoconazole posaconazole voriconazole	↑ RPV ^{c,d} ↑ TAF ↓ ketoconazole ^{c,d}	No dosage adjustment is required when ODEFSEY is coadministered with azole antifungal agents. Clinically monitor for breakthrough fungal infections when azole antifungals are coadministered with ODEFSEY.
Glucocorticoid (systemic): dexamethasone (more than a single dose)	↓ RPV	Coadministration is contraindicated due to potential for loss of virologic response and development of resistance.
H₂-Receptor Antagonists: cimetidine famotidine nizatidine ranitidine	↔ RPV ^{c,d} (famotidine taken 12 hours before RPV or 4 hours after RPV) ↓ RPV ^{c,d} (famotidine taken 2 hours before RPV)	Administer H ₂ -receptor antagonists at least 12 hours before or at least 4 hours after ODEFSEY.
Herbal Products: St. John's wort (<i>Hypericum perforatum</i>)	↓ RPV	Coadministration is contraindicated due to potential for loss of virologic response and development of resistance.
Macrolide or Ketolide Antibiotics: clarithromycin erythromycin telithromycin	↑ RPV ↔ clarithromycin ↔ erythromycin ↔ telithromycin	Where possible, alternatives such as azithromycin should be considered.
Narcotic Analgesics: methadone	↓ R(-) methadone ^c ↓ S(+) methadone ^c ↔ RPV ^c ↔ methadone ^c (when used with tenofovir)	No dosage adjustments are required when initiating coadministration of methadone with ODEFSEY. However, clinical monitoring is recommended, as methadone maintenance therapy may need to be adjusted in some patients.

Concomitant Drug Class: Drug Name	Effect on Concentration ^b	Clinical Comment
Proton Pump Inhibitors: e.g., dexlansoprazole, esomeprazole, lansoprazole, omeprazole, pantoprazole, rabeprazole	↓ RPV	Coadministration is contraindicated due to potential for loss of virologic response and development of resistance.

- This table is not all inclusive.
- Increase=↑; Decrease=↓; No Effect=↔
- The interaction was evaluated in a clinical study. All other drug interactions shown are predicted.
- This interaction study has been performed with a dose higher than the recommended dose for RPV. The dosing recommendation is applicable to the recommended dose of RPV 25 mg once daily.

7.8 Drugs Without Clinically Significant Interactions with ODEFSEY

Based on drug interaction studies conducted with the fixed dose combination or components of ODEFSEY, no clinically significant drug interactions have been observed when ODEFSEY is combined with the following drugs: acetaminophen, atorvastatin, chlorzoxazone, digoxin, ethinyl estradiol, ledipasvir, metformin, midazolam, norethindrone, norgestimate, sildenafil, simeprevir, sofosbuvir, velpatasvir, and voxilaprevir.

8 USE IN SPECIFIC POPULATIONS

8.1 Pregnancy

Pregnancy Exposure Registry

There is a pregnancy exposure registry that monitors pregnancy outcomes in individuals exposed to ODEFSEY during pregnancy. Healthcare providers are encouraged to register patients by calling the Antiretroviral Pregnancy Registry (APR) at 1-800-258-4263.

Risk Summary

Available data from the APR show no statistically significant difference in the overall risk of major birth defects for emtricitabine (FTC), rilpivirine (RPV) or tenofovir alafenamide (TAF) compared with the background rate for major birth defects of 2.7% in a US reference population of the Metropolitan Atlanta Congenital Defects Program (MACDP) (*see Data*). The rate of miscarriage is not reported in the APR. The estimated background rate of miscarriage in the clinically recognized pregnancies in the U.S. general population is 15-20%.

Based on the experience of HIV-1-infected pregnant individuals who completed a clinical trial through the postpartum period with an RPV-based regimen, no dose adjustments are required for pregnant patients who are already on a stable RPV-containing regimen prior to pregnancy and who are virologically suppressed (HIV-1 RNA less than 50 copies per mL). Lower exposures of RPV were observed during pregnancy compared to the postpartum

period. Therefore, viral load should be monitored closely [see *Data and Clinical Pharmacology* (12.3)].

In animal studies, no adverse developmental effects were observed when the components of ODEFSEY were administered separately during the period of organogenesis at exposures up to 60 and 108 times (mice and rabbits, respectively; FTC), 15 and 70 times (rats and rabbits, respectively; RPV) and equal to and 53 times (rats and rabbits, respectively; TAF) the exposure at the recommended daily dose of these components in ODEFSEY (see *Data*). Likewise, no adverse developmental effects were seen when FTC was administered to mice and RPV was administered to rats through lactation at exposures up to approximately 60 and 63 times, respectively, the exposure at the recommended daily dose of these components in ODEFSEY. No adverse effects were observed in the offspring when TDF was administered through lactation at tenofovir exposures of approximately 14 times the exposure at the recommended daily dosage of ODEFSEY.

Data

Human Data

Prospective reports from the APR of overall major birth defects in pregnancies exposed to drug components of ODEFSEY are compared with a U.S. background major birth defect rate. Methodological limitations of the APR include the use of MACDP as the external comparator group. The MACDP population is not disease-specific, evaluates women and infants from a limited geographic area, and does not include outcomes for births that occurred at less than 20 weeks gestation.

Emtricitabine (FTC):

Based on prospective reports to the APR of over 5,400 exposures to FTC-containing regimens during pregnancy resulting in live births (including over 3,900 exposed in the first trimester and over 1,500 exposed in the second/third trimester), the prevalence of birth defects in live births was 2.6% (95% CI: 2.2% to 3.2%) and 2.7% (95% CI: 1.9% to 3.7%) following first and second/third trimester exposure, respectively, to FTC-containing regimens.

Rilpivirine (RPV):

RPV in combination with a background regimen was evaluated in a clinical trial of 19 HIV-1 infected pregnant subjects during the second and third trimesters and postpartum. Each of the subjects were on an RPV-based regimen at the time of enrollment. Twelve subjects completed the trial through the postpartum period (6-12 weeks after delivery) and pregnancy outcomes are missing for six subjects. The exposure (C_{0h} and AUC) of total RPV was approximately 30 to 40% lower during pregnancy compared with postpartum (6 to 12 weeks). The protein binding of RPV was similar (>99%) during second trimester, third trimester, and postpartum period [see *Clinical Pharmacology* (12.3)]. One subject discontinued the trial following fetal death at 25 weeks gestation due to suspected premature rupture of membranes. Among the 12 subjects who were virologically suppressed at baseline (less than 50 copies/mL), virologic response was preserved in 10 subjects (83.3%) through the third trimester visit and in 9 subjects (75%) through the 6-12

week postpartum visit. Virologic outcomes during the third trimester visit were missing for two subjects who were withdrawn (one subject was nonadherent to the study drug and one subject withdrew consent). Among the 10 infants with HIV test results available, born to 10 HIV-infected pregnant subjects, all had test results that were negative for HIV-1 at the time of delivery and up to 16 weeks postpartum. All 10 infants received antiretroviral prophylactic treatment with zidovudine. RPV was well tolerated during pregnancy and postpartum. There were no new safety findings compared with the known safety profile of RPV in HIV-1-infected adults.

Based on prospective reports to the APR of over 750 exposures to RPV-containing regimens during pregnancy resulting in live births (including over 550 exposed in the first trimester and over 200 exposed in the second/third trimester), the prevalence of birth defects in live births was 1.4% (95% CI: 0.6% to 2.8%) and 1.5% (95% CI: 0.3% to 4.3%) following first and second/third trimester exposure, respectively, to RPV-containing regimens.

Tenofovir Alafenamide (TAF):

Based on prospective reports to the APR of over 660 exposures to TAF-containing regimens during pregnancy resulting in live births (including over 520 exposed in the first trimester and over 130 exposed in the second/third trimester), the prevalence of birth defects in live births was 4.2% (95% CI: 2.6% to 6.3%) and 3.0% (95% CI: 0.8% to 7.5%) following first and second/third trimester exposure, respectively, to TAF-containing regimens.

Animal Data

Emtricitabine: FTC was administered orally to pregnant mice (250, 500, or 1000 mg/kg/day) and rabbits (100, 300, or 1000 mg/kg/day) through organogenesis (on gestation days 6 through 15, and 7 through 19, respectively). No significant toxicological effects were observed in embryo-fetal toxicity studies performed with FTC in mice at exposures (AUC) approximately 60 times higher and in rabbits at approximately 108 times higher than human exposures at the recommended daily dose. In a pre/postnatal development study with FTC, mice were administered doses up to 1000 mg/kg/day; no significant adverse effects directly related to drug were observed in the offspring exposed daily from before birth (*in utero*) through sexual maturity at daily exposures (AUC) of approximately 60-fold higher than human exposures at the recommended daily dose.

Rilpivirine: RPV was administered orally to pregnant rats (40, 120, or 400 mg/kg/day) and rabbits (5, 10, or 20 mg/kg/day) through organogenesis (on gestation days 6 through 17, and 6 through 19, respectively). No significant toxicological effects were observed in embryo-fetal toxicity studies performed with RPV in rats and rabbits at exposures 15 (rats) and 70 (rabbits) times higher than the exposure in humans at the recommended dose of 25 mg once daily. In a pre/postnatal development study with RPV, where rats were administered up to 400 mg/kg/day through lactation, no significant adverse effects directly related to drug were noted in the offspring.

Tenofovir Alafenamide: TAF was administered orally to pregnant rats (25, 100, or 250 mg/kg/day) and rabbits (10, 30, or 100 mg/kg/day) through organogenesis (on gestation days 6 through 17, and 7 through 20, respectively). No adverse embryo-fetal effects were observed in rats and rabbits at TAF exposures similar to (rats) and approximately 53 (rabbits) times higher than the exposure in humans at the recommended daily dose of ODEFSEY. TAF is rapidly converted to tenofovir; the observed tenofovir exposure in rats and rabbits were 59 (rats) and 93 (rabbits) times higher than human tenofovir exposures at the recommended daily doses. Since TAF is rapidly converted to tenofovir and a lower tenofovir exposure in rats and mice was observed after TAF administration compared to tenofovir disoproxil fumarate (TDF, another prodrug for tenofovir) administration, a pre/postnatal development study in rats was conducted only with TDF. Doses up to 600 mg/kg/day were administered through lactation, no adverse effects were observed in the offspring on gestation day 7 [and lactation day 20] at tenofovir exposures of approximately 14 [21] times higher than the exposures in humans at the recommended daily dose of ODEFSEY.

8.2 Lactation

Risk Summary

The Centers for Disease Control and Prevention recommend that HIV-infected mothers not breastfeed their infants, to avoid risking postnatal transmission of HIV.

Based on published data, emtricitabine has been shown to be present in human milk; it is unknown if rilpivirine (RPV) and tenofovir alafenamide (TAF) are present in human milk. RPV is present in rat milk and tenofovir has been shown to be present in the milk of lactating rats and rhesus monkeys after administration of TDF (*see Data*). It is unknown if TAF is present in animal milk.

It is not known if the components of ODEFSEY affect milk production or have effects on the breastfed infant. Because of the potential for (1) HIV transmission (in HIV-negative infants), (2) developing viral resistance (in HIV-positive infants), and (3) adverse reactions in a breastfed infant similar to those seen in adults, instruct mothers not to breastfeed if they are receiving ODEFSEY.

Data

Rilpivirine: In animals, no studies have been conducted to assess the excretion of RPV directly; however, RPV was measured in rat pups which were exposed through the milk of treated dams (dosed up to 400 mg/kg/day).

Tenofovir Alafenamide: Studies in rats and monkeys have demonstrated that tenofovir is excreted in milk. Tenofovir was excreted into the milk of lactating rats following oral administration of TDF (up to 600 mg/kg/day) at up to approximately 24% of the median plasma concentration in the highest dosed animals at lactation day 11. Tenofovir was excreted into the milk of lactating monkeys, following a single subcutaneous (30 mg/kg) dose of tenofovir, at concentrations up to approximately 4% of plasma concentration resulting in exposure (AUC) of approximately 20% of plasma exposure.

8.4 Pediatric Use

The efficacy and safety of ODEFSEY as a complete regimen for the treatment of HIV-1 infection was established in pediatric patients 12 years of age and older with body weight greater than or equal to 35 kg [see *Dosage and Administration (2.2)*]. Use of ODEFSEY in this age group is supported by adequate and well-controlled studies of RPV+FTC+TDF in adults with HIV-1 infection, adequate and well-controlled studies of FTC+TAF with EVG+COBI in adults with HIV-1 infection, and by the following pediatric studies [see *Clinical Studies (14)*]:

- 48-week open-label trial of 36 antiretroviral treatment-naïve HIV-1 infected pediatric subjects 12 to less than 18 years old weighing at least 32 kg treated with 25 mg per day of RPV and other antiretrovirals. The safety and efficacy of RPV administered with other antiretrovirals were similar to that of antiretroviral treatment-naïve HIV-1 infected adults on this regimen [see *Adverse Reactions (6.1) and Clinical Studies (14)*].
- 24-week open-label trial of 23 antiretroviral treatment-naïve HIV-1 infected pediatric subjects 12 to less than 18 years old (weighing at least 35 kg) treated with FTC+TAF with EVG+COBI. The safety and efficacy of FTC+TAF with EVG+COBI were similar to that of antiretroviral treatment-naïve HIV-1 infected adults on this regimen [see *Adverse Reactions (6.1) and Clinical Studies (14)*].

Because it is a fixed-dose combination tablet, the dose of ODEFSEY cannot be adjusted for patients of lower age and weight. The safety and efficacy of ODEFSEY have not been established in pediatric patients weighing less than 35 kg [see *Clinical Pharmacology (12.3)*].

8.5 Geriatric Use

In clinical trials, 80 of the 97 subjects enrolled aged 65 years and over received FTC+TAF with EVG+COBI. No differences in safety or efficacy have been observed between elderly subjects and those between 12 and less than 65 years of age. Clinical trials of RPV did not include sufficient numbers of subjects aged 65 years and over to determine whether they respond differently from younger subjects [see *Clinical Pharmacology (12.3)*].

8.6 Renal Impairment

No dosage adjustment of ODEFSEY is recommended in patients with estimated creatinine clearance greater than or equal to 30 mL per minute. ODEFSEY should be used with caution in adults patients with ESRD (estimated creatinine clearance below 15mL per minute) who are receiving chronic hemodialysis and increased monitoring is recommended for RPV-related adverse effects in patients with ESRD, as RPV concentrations may be increased due to alteration of drug absorption, distribution, and metabolism secondary to renal dysfunction. On days of hemodialysis, administer the daily dose of ODEFSEY after completion of hemodialysis treatment [see *Dosage and Administration (2.4) and Clinical Pharmacology (12.3)*].

ODEFSEY is not recommended in patients with severe renal impairment (estimated creatinine clearance of 15 to below 30 mL per minute), or in patients with ESRD who are not receiving chronic hemodialysis, as the safety of ODEFSEY has not been established in these populations [see *Dosage and Administration (2.4)* and *Clinical Pharmacology (12.3)*].

8.7 Hepatic Impairment

No dosage adjustment of ODEFSEY is recommended in patients with mild (Child-Pugh Class A) or moderate (Child-Pugh Class B) hepatic impairment. ODEFSEY has not been studied in patients with severe hepatic impairment (Child-Pugh Class C) [see *Clinical Pharmacology (12.3)*].

10 OVERDOSAGE

Limited data are available on overdose of the components of ODEFSEY in patients. If overdose occurs, monitor the patient for evidence of toxicity. Treatment of overdose with ODEFSEY consists of general supportive measures including monitoring of vital signs and ECG (QT interval) as well as observation of the clinical status of the patient.

Emtricitabine (FTC): Hemodialysis treatment removes approximately 30% of the FTC dose over a 3-hour dialysis period starting within 1.5 hours of FTC dosing (blood flow rate of 400 mL per minute and a dialysate flow rate of 600 mL per minute). It is not known whether FTC can be removed by peritoneal dialysis.

Rilpivirine (RPV): Human experience of overdose with RPV is limited. There is no specific antidote for overdose with RPV. Since RPV is highly bound to plasma protein, dialysis is unlikely to result in significant removal of RPV.

Tenofovir Alafenamide (TAF): Tenofovir is efficiently removed by hemodialysis with an extraction coefficient of approximately 54%.

11 DESCRIPTION

ODEFSEY (emtricitabine, rilpivirine, and tenofovir alafenamide) is a fixed-dose combination tablet containing emtricitabine (FTC), rilpivirine (RPV), and tenofovir alafenamide (TAF) for oral administration.

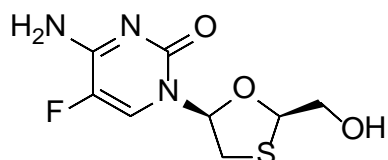
- FTC, a synthetic nucleoside analog of cytidine, is an HIV-1 nucleoside analog reverse transcriptase inhibitor (HIV-1 NRTI).
- RPV is an HIV-1 non-nucleoside reverse transcriptase inhibitor (NNRTI).
- TAF, an HIV-1 NRTI, is converted in vivo to tenofovir, an acyclic nucleoside phosphonate (nucleotide) analog of adenosine 5'-monophosphate.

Each tablet contains 200 mg of FTC, 25 mg of RPV (equivalent to 27.5 of rilpivirine hydrochloride) and 25 mg of TAF (equivalent to 28 mg of tenofovir alafenamide fumarate) and the following inactive ingredients: croscarmellose sodium, lactose monohydrate, magnesium stearate, microcrystalline cellulose, polysorbate 20, and povidone. The tablets

are film-coated with a coating material containing iron oxide black, polyethylene glycol, polyvinyl alcohol, talc, and titanium dioxide.

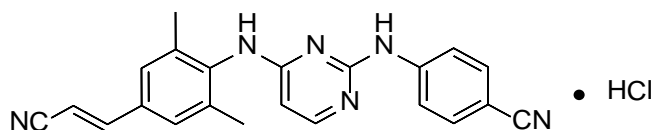
Emtricitabine: The chemical name of FTC is 4-amino-5-fluoro-1-(2*R*-hydroxymethyl-1,3-oxathiolan-5*S*-yl)-(1*H*)-pyrimidin-2-one. FTC is the (-)enantiomer of a thio analog of cytidine, which differs from other cytidine analogs in that it has a fluorine in the 5 position.

FTC has a molecular formula of $C_8H_{10}FN_3O_3S$ and a molecular weight of 247.24 and has the following structural formula:



FTC is a white to off-white powder with a solubility of approximately 112 mg per mL in water at 25 °C.

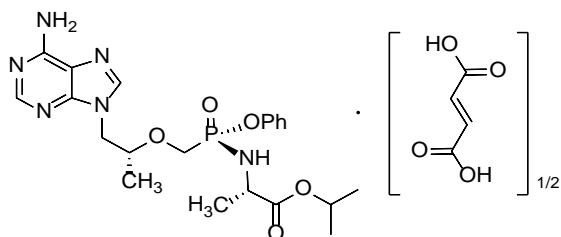
Rilpivirine: The chemical name of rilpivirine hydrochloride drug substance is 4-[[4-[[4-[(*E*)-2-cyanoethenyl]-2,6-dimethylphenyl]amino]-2-pyrimidinyl]amino]benzotrile monohydrochloride. Its molecular formula is $C_{22}H_{18}N_6 \cdot HCl$ and its molecular weight is 402.88. Rilpivirine hydrochloride has the following structural formula:



Rilpivirine hydrochloride is a white to almost white powder. Rilpivirine hydrochloride is practically insoluble in water over a wide pH range.

Tenofovir Alafenamide: The chemical name of tenofovir alafenamide fumarate drug substance is L-alanine, *N*-[(*S*)-[[1*R*]-2-(6-amino-9*H*-purin-9-yl)-1-methylethoxy]methyl]phenoxyphosphinyl-, 1-methylethyl ester, (*2E*)-2-butenedioate (2:1).

Tenofovir alafenamide fumarate has an empirical formula of $C_{21}H_{29}O_5N_6P \cdot \frac{1}{2}(C_4H_4O_4)$ and a formula weight of 534.50 and has the following structural formula:



Tenofovir alafenamide fumarate is a white to off-white or tan powder with a solubility of 4.7 mg per mL in water at 20 °C.

12 CLINICAL PHARMACOLOGY

12.1 Mechanism of Action

ODEFSEY is a fixed dose combination of antiretroviral drugs emtricitabine, rilpivirine, and tenofovir alafenamide [see *Microbiology (12.4)*].

12.2 Pharmacodynamics

Cardiac Electrophysiology

When higher than recommended RPV doses of 75 mg (3 times the recommended dosage in ODEFSEY) once daily and 300 mg (12 times the recommended dosage in ODEFSEY) once daily were studied in healthy adults, the maximum mean time-matched (95% upper confidence bound) differences in QTcF interval from placebo after baseline correction were 10.7 (15.3) and 23.3 (28.4) milliseconds, respectively. Steady-state administration of RPV 75 mg once daily and 300 mg once daily resulted in a mean steady-state C_{max} approximately 2.6 times and 6.7 times, respectively, higher than the mean C_{max} observed with the recommended 25 mg once daily dose of RPV [see *Warnings and Precautions (5.6)*].

The effect of RPV at the recommended dose of 25 mg once daily on the QTcF interval was evaluated in a randomized, placebo-, and active- (moxifloxacin 400 mg once daily) controlled crossover study in 60 healthy adults, with 13 measurements over 24 hours at steady state. The maximum mean time-matched (95% upper confidence bound) differences in QTcF interval from placebo after baseline correction was 2 (5) milliseconds (i.e., below the threshold of clinical concern).

In a thorough QT/QTc study in 48 healthy subjects, TAF at the recommended dose and at a dose approximately 5 times the recommended dose, did not affect the QT/QTc interval and did not prolong the PR interval.

The effect of FTC on the QT interval is not known.

12.3 Pharmacokinetics

Absorption, Distribution, Metabolism, and Excretion

The pharmacokinetic properties of the components of ODEFSEY are provided in Table 4. The multiple dose pharmacokinetic parameters of FTC, RPV and TAF and its metabolite tenofovir are provided in Table 5.

Table 4 Pharmacokinetic Properties of the Components of ODEFSEY

	Rilpivirine	Emtricitabine	Tenofovir Alafenamide
Absorption			
T _{max} (h)	4	3	1
Effect of moderate fat meal (relative to fasting) ^a	AUC Ratio = 1.13 (1.03, 1.23)	AUC Ratio = 0.91 (0.89, 0.93)	AUC Ratio = 1.45 (1.33, 1.58)
Effect of high fat meal (relative to fasting) ^a	AUC Ratio = 1.72 (1.49, 1.99)	AUC Ratio = 0.88 (0.85, 0.90)	AUC Ratio = 1.53 (1.39, 1.69)
Distribution			
% Bound to human plasma proteins	~99	<4	~80
Source of protein binding data	In vitro	In vitro	Ex vivo
Blood-to-plasma ratio	0.7	0.6	1.0
Metabolism			
Metabolism	CYP3A	Not significantly metabolized	Cathepsin A ^b (PBMCs) CES1 (hepatocytes) CYP3A (minimal)
Elimination			
Major route of elimination	Metabolism	Glomerular filtration and active tubular secretion	Metabolism (>80% of oral dose)
t _{1/2} (h) ^c	50	10	0.51
% Of dose excreted in urine ^d	6	70	<1
% Of dose excreted in feces ^d	85	13.7	31.7

PBMCs = peripheral blood mononuclear cells; CES1 = carboxylesterase 1.

a. Values refer to geometric mean ratio [fed/ fasted] in PK parameters and (90% confidence interval). High-calorie/high-fat meal = ~800 kcal, 50% fat. Moderate-fat meal = ~600 kcal, 27% fat.

b. In vivo, TAF is hydrolyzed within cells to form tenofovir (major metabolite), which is phosphorylated to the active metabolite, tenofovir diphosphate. In vitro studies have shown that TAF is metabolized to tenofovir by cathepsin A in PBMCs and macrophages; and by CES1 in hepatocytes. Upon coadministration with the moderate CYP3A inducer probe efavirenz, TAF exposure was unaffected.

c. t_{1/2} values refer to median terminal plasma half-life. Note that the pharmacologically active metabolite, tenofovir diphosphate, has a half-life of 150-180 hours within PBMCs.

d. Dosing in mass balance studies: FTC (single dose administration of [¹⁴C] emtricitabine after multiple dosing of emtricitabine for ten days); TAF (single dose administration of [¹⁴C] tenofovir alafenamide).

Table 5 Multiple Dose Pharmacokinetic Parameters of Emtricitabine, Rilpivirine, Tenofovir Alafenamide and its Metabolite Tenofovir Following Oral Administration with a Meal in HIV-Infected Adults

Parameter Mean (CV%)	Emtricitabine ^a	Rilpivirine ^b	Tenofovir Alafenamide ^c	Tenofovir ^d
C _{max} (microgram per mL)	2.1 (20.2)	NA	0.16 (51.1)	0.02 (26.1)
AUC _{tau} (microgram•hour per mL)	11.7 (16.6)	2.2 (38.1)	0.21 (71.8)	0.29 (27.4)
C _{trough} (microgram per mL)	0.10 (46.7)	0.08 (44.3)	NA	0.01 (28.5)

CV = Coefficient of Variation; NA = Not Applicable

a. From Intensive PK analysis in a phase 2 trial in HIV infected adults treated with FTC+TAF with EVG+COBI (n=19).

b. From Population PK analysis in a trial of treatment-naïve adults with HIV-1 infection treated with RPV (n=679).

c. From Population PK analysis in two trials of treatment-naïve adults with HIV-1 infection treated within EVG+COBI+FTC+TAF (n=539).

d. From Population PK analysis in two trials of treatment-naïve adults with HIV-1 infection treated with EVG+COBI+FTC+TAF (n=841).

Specific Populations

Geriatric Patients

The pharmacokinetics of FTC and TAF have not been fully evaluated in the elderly (65 years of age and older). Population pharmacokinetics analysis of HIV-infected subjects in Phase 2 and Phase 3 trials of FTC+TAF with EVG+COBI showed that age did not have a clinically relevant effect on exposures of TAF up to 75 years of age.

The pharmacokinetics of RPV have not been fully evaluated in the elderly (65 years of age and older) [see *Use in Specific Populations (8.5)*].

Pediatric Patients

Exposures of TAF in 24 pediatric subjects with HIV-1 infection aged 12 to less than 18 years who received FTC+TAF with EVG+COBI were decreased (23% for TAF AUC) compared to exposures achieved in treatment-naïve adults following administration of FTC+TAF with EVG+COBI. These exposure differences are not thought to be clinically significant based on exposure-response relationships. FTC exposures were similar in adolescents compared to treatment-naïve adults. The PK of RPV in antiretroviral HIV-1-infected pediatric subjects 12 to less than 18 years of age who received RPV 25 mg once daily were comparable to those in HIV-1 infected adults. As in adults, there was no impact of body weight on RPV PK in pediatric subjects [see *Use In Specific Populations (8.4)*].

Race and Gender

No clinically significant changes in the pharmacokinetics of the components of ODEFSEY have been observed based on race or gender.

Patients with Renal Impairment

Rilpivirine: Population pharmacokinetic analysis indicated that RPV exposure was similar in HIV-1 infected subjects with eGFR 60 to 89 mL per minute by Cockcroft-Gault method relative to HIV-1 infected subjects with normal renal function. There is limited or no information regarding the pharmacokinetics of RPV in patients with moderate or severe renal impairment or in patients with end-stage renal disease [see *Use in Specific Populations (8.6)*].

Emtricitabine and Tenofovir Alafenamide: The pharmacokinetics of FTC+TAF with EVG+COBI in HIV-1 infected subjects with renal impairment (eGFR 30 to 69 mL per minute by Cockcroft-Gault method), and in HIV-1 infected subjects with ESRD (estimated creatinine clearance of less than 15 mL per minute by Cockcroft-Gault method) receiving chronic hemodialysis were evaluated in subsets of virologically-suppressed subjects in open-label trials. The pharmacokinetics of TAF were similar among healthy subjects, subjects with mild or moderate renal impairment, and subjects with ESRD receiving chronic hemodialysis; increases in FTC and TFV exposures in subjects with renal impairment were not considered clinically relevant (Table 6).

Table 6 Pharmacokinetics of FTC and a Metabolite of TAF (Tenofovir) in HIV-Infected Adults with Renal Impairment as Compared to Subjects with Normal Renal Function

Estimated Creatinine Clearance ^a	AUC _{tau} (microgram-hour per mL) Mean (CV%)			
	≥90 mL per minute (N=18) ^b	60–89 mL per minute (N=11) ^c	30–59 mL per minute (N=18) ^d	<15 mL per minute (N=12) ^e
Emtricitabine	11.4 (11.9)	17.6 (18.2)	23.0 (23.6)	62.9 (48.0) ^f
Tenofovir	0.32 (14.9)	0.46 (31.5)	0.61 (28.4)	8.72 (39.4) ^g

a. By Cockcroft-Gault method.

b. From a phase 2 trial in HIV-infected adults with normal renal function treated with FTC+TAF with EVG+COBI.

c. These subjects had an eGFR ranging from 60 to 69 mL per minute.

d. From a phase 3 trial in HIV infected adults with renal impairment treated with FTC+TAF with EVG+COBI.

e. From a phase 3 trial in HIV infected adults with ESRD receiving chronic hemodialysis treated with FTC+TAF with EVG+COBI; PK assessed prior to hemodialysis following 3 consecutive daily doses of FTC+TAF with EVG+COBI.

f. N=11.

g. N=10.

Patients with Hepatic Impairment

Emtricitabine: The pharmacokinetics of FTC have not been studied in subjects with hepatic impairment; however, FTC is not significantly metabolized by liver enzymes, so the impact of hepatic impairment should be limited.

Rilpivirine: In a study comparing 8 subjects with mild hepatic impairment (Child-Pugh score A) to 8 matched controls and 8 subjects with moderate hepatic impairment (Child-Pugh score B) to 8 matched controls, the multiple-dose exposure of RPV was 47% higher in subjects with mild hepatic impairment and 5% higher in subjects with moderate hepatic impairment [see *Use in Specific Populations (8.7)*].

Tenofovir Alafenamide: Clinically relevant changes in the pharmacokinetics of tenofovir alafenamide or its metabolite tenofovir were not observed in subjects with mild, moderate, (Child-Pugh A and B) or severe hepatic impairment (Child-Pugh C) [see *Use in Specific Populations (8.7)*].

Hepatitis B and/or Hepatitis C Virus Coinfection

The pharmacokinetics of FTC and TAF have not been fully evaluated in subjects coinfecting with hepatitis B and/or C virus. Population pharmacokinetic analysis indicated that hepatitis B and/or C virus coinfection had no clinically relevant effect on the exposure of RPV.

Pregnancy and Postpartum

Rilpivirine: The exposure (C_{0h} and AUC_{24h}) to total RPV after intake of RPV 25 mg once daily as part of an antiretroviral regimen was 30 to 40% lower during pregnancy (similar for the second and third trimester), compared with postpartum (see Table 7). However, the exposure during pregnancy was not significantly different from exposures obtained in Phase 3 trials of RPV-containing regimens. Based on the exposure-response relationship for RPV, this decrease is not considered clinically relevant in patients who are virologically suppressed. The protein binding of RPV was similar (>99%) during the second trimester, third trimester, and postpartum.

Table 7 Pharmacokinetic Results of Total Rilpivirine After Administration of Rilpivirine 25 mg Once Daily as Part of an Antiretroviral Regimen, During the 2nd Trimester of Pregnancy, the 3rd Trimester of Pregnancy and Postpartum

Pharmacokinetics of total rilpivirine (mean \pm SD, t_{max} : median [range])	Postpartum (6-12 Weeks) (n=11)	2nd Trimester of pregnancy (n=15)	3rd Trimester of pregnancy (n=13)
C_{0h} , ng/mL	111 \pm 69.2	65.0 \pm 23.9	63.5 \pm 26.2
C_{min} , ng/mL	84.0 \pm 58.8	54.3 \pm 25.8	52.9 \pm 24.4
C_{max} , ng/mL	167 \pm 101	121 \pm 45.9	123 \pm 47.5
t_{max} , h	4.00 (2.03-25.08)	4.00 (1.00-9.00)	4.00 (2.00-24.93)
AUC _{24h} , ng.h/mL	2714 \pm 1535	1792 \pm 711	1762 \pm 662

Drug Interaction Studies

Rilpivirine: RPV is primarily metabolized by CYP3A, and drugs that induce or inhibit CYP3A may thus affect the clearance of RPV.

RPV at a dose of 25 mg once daily is not likely to have a clinically relevant effect on the exposure of medicinal products metabolized by CYP enzymes.

TAF is not an inhibitor of CYP1A2, CYP2B6, CYP2C8, CYP2C9, CYP2C19, CYP2D6, or UGT1A1. TAF is a weak inhibitor of CYP3A in vitro. TAF is not an inhibitor or inducer of CYP3A in vivo.

The drug interaction studies described in Tables 8-11 were conducted with ODEFSEY (FTC/RPV/TAF) or the components of ODEFSEY (FTC, RPV, or TAF) administered individually.

The effects of coadministered drugs on the exposures of RPV and TAF are shown in Tables 8 and 9, respectively. The effects of RPV and TAF on the exposure of coadministered drugs are shown in Tables 10 and 11, respectively. For information regarding clinical recommendations, see *Drug Interactions (7)*.

Table 8 Changes in Pharmacokinetic Parameters for RPV in the Presence of Coadministered Drugs in Healthy Subjects

Coadministered Drug	Dose/Schedule		N	Mean Ratio of RPV Pharmacokinetic Parameters With/Without Coadministered Drug (90% CI); No Effect = 1.00		
	Coadministered Drug (mg)	RPV (mg)		C _{max}	AUC	C _{min}
Acetaminophen	500 single dose	150 once daily ^a	16	1.09 (1.01, 1.18)	1.16 (1.10, 1.22)	1.26 (1.16, 1.38)
Atorvastatin	40 once daily	150 once daily ^a	16	0.91 (0.79, 1.06)	0.90 (0.81, 0.99)	0.90 (0.84, 0.96)
Chlorzoxazone	500 single dose taken 2 hours after RPV	150 once daily ^a	16	1.17 (1.08, 1.27)	1.25 (1.16, 1.35)	1.18 (1.09, 1.28)
Ethinylestradiol/ Norethindrone	0.035 once daily /1 mg once daily	25 once daily ^b	15	↔ ^c	↔ ^c	↔ ^c
Famotidine	40 single dose taken 12 hours before RPV	150 single dose ^a	24	0.99 (0.84, 1.16)	0.91 (0.78, 1.07)	NA
Famotidine	40 single dose taken 2 hours before RPV	150 single dose ^a	23	0.15 (0.12, 0.19)	0.24 (0.20, 0.28)	NA
Famotidine	40 single dose taken 4 hours after RPV	150 single dose ^a	24	1.21 (1.06, 1.39)	1.13 (1.01, 1.27)	NA
Ketoconazole	400 once daily	150 once daily ^a	15	1.30 (1.13, 1.48)	1.49 (1.31, 1.70)	1.76 (1.57, 1.97)
Methadone	60-100 once daily, individualized dose	25 once daily ^b	12	↔ ^c	↔ ^c	↔ ^c
Ledipasvir/ Sofosbuvir	90/400 once daily	25 once daily ^d	42	0.97 (0.92, 1.02)	0.95 (0.91, 0.98)	0.93 (0.89, 0.97)
Omeprazole	20 once daily	25 single dose ^b	15	0.30 (0.24, 0.38)	0.35 (0.28, 0.44)	NA
Rifabutin	300 once daily	25 once daily ^b	18	0.69 (0.62, 0.76)	0.58 (0.52, 0.65)	0.52 (0.46, 0.59)
Rifampin	600 once daily	150 once daily ^a	16	0.31 (0.27, 0.36)	0.20 (0.18, 0.23)	0.11 (0.10, 0.13)

Coadministered Drug	Dose/Schedule		N	Mean Ratio of RPV Pharmacokinetic Parameters With/Without Coadministered Drug (90% CI); No Effect = 1.00		
	Coadministered Drug (mg)	RPV (mg)		C _{max}	AUC	C _{min}
Simeprevir	25 once daily	150 once daily ^b	23	1.04 (0.95, 1.30)	1.12 (1.05, 1.19)	1.25 (1.16, 1.35)
Sildenafil	50 single dose	75 once daily ^a	16	0.92 (0.85, 0.99)	0.98 (0.92, 1.05)	1.04 (0.98, 1.09)
Sofosbuvir/velpatasvir	400/100 once daily	10 once daily ^e	24	0.93 (0.88,0.98)	0.95 (0.90, 1.00)	0.96 (0.90,1.03)
Sofosbuvir/velpatasvir/ voxilaprevir	400/100/100 + 100 voxilaprevir ^f once daily	25 once daily ^d	30	0.79 (0.74, 0.84)	0.80 (0.76, 0.85)	0.82 (0.77, 0.87)

CI=Confidence Interval; N=maximum number of subjects with data; NA=Not Available; ↔=no change

a. 25 mg, 75 mg, and 150 mg of RPV is 1, 3, and 6 times the recommended dose of RPV in ODEFSEY, respectively.

b. Study conducted with RPV.

c. Comparison based on historic controls.

d. Study conducted with ODEFSEY (FTC/RPV/TAF).

e. Study conducted with FTC/RPV/TDF.

f. Study conducted with additional voxilaprevir 100 mg to achieve voxilaprevir exposures expected in HCV-infected patients.

Table 9 Changes in Pharmacokinetic Parameters for TAF in the Presence of the Coadministered Drug^a in Healthy Subjects

Coadministered Drug	Dose of Coadministered Drug (mg)	TAF (mg)	N	Mean Ratio of Tenofovir Alafenamide Pharmacokinetic Parameters (90% CI); No Effect = 1.00		
				C _{max}	AUC	C _{min}
Cobicistat ^b	150 once daily	8 once daily	12	2.83 (2.20, 3.65)	2.65 (2.29, 3.07)	NA
Ledipasvir/ Sofosbuvir	90/400 once daily	25 once daily ^c	42	1.03 (0.94, 1.14)	1.32 (1.25, 1.40)	NA
Sofosbuvir/ velpatasvir/ voxilaprevir	400/100/100 + 100 voxilaprevir ^d once daily	25 once daily ^c	30	1.32 (1.17, 1.48)	1.52 (1.43,1.61)	NA

CI=Confidence Interval; N=maximum number of subjects with data; NA=Not Available

a. All interaction studies conducted in healthy volunteers.

b. Increases TAF exposure via inhibition of intestinal P-glycoprotein.

c. Study conducted with ODEFSEY (FTC/RPV/TAF).

d. Study conducted with additional voxilaprevir 100 mg to achieve voxilaprevir exposures expected in HCV-infected patients.

Table 10 Changes in Pharmacokinetic Parameters for Coadministered Drugs in the Presence of RPV in Healthy Subjects

Coadministered Drug	Dose/Schedule		N	Mean Ratio of Coadministered Drug Pharmacokinetic Parameters With/Without RPV (90% CI); No Effect = 1.00		
	Coadministered Drug (mg)	RPV (mg)		C _{max}	AUC	C _{min}
Acetaminophen	500 single dose	150 once daily ^a	16	0.97 (0.86, 1.10)	0.92 (0.85, 0.99)	NA
Atorvastatin	40 once daily	150 once daily ^a	16	1.35 (1.08, 1.68)	1.04 (0.97, 1.12)	0.85 (0.69, 1.03)
2-hydroxy-atorvastatin				1.58 (1.33, 1.87)	1.39 (1.29, 1.50)	1.32 (1.10, 1.58)
4-hydroxy-atorvastatin				1.28 (1.15, 1.43)	1.23 (1.13, 1.33)	NA
Chlorzoxazone	500 single dose taken 2 hours after RPV	150 once daily ^a	16	0.98 (0.85, 1.13)	1.03 (0.95, 1.13)	NA
Digoxin	0.5 single dose	25 once daily ^b	22	1.06 (0.97, 1.17)	0.98 (0.93, 1.04) ^c	NA
Ethinylestradiol	0.035 once daily	25 once daily ^b	17	1.17 (1.06, 1.30)	1.14 (1.10, 1.19)	1.09 (1.03, 1.16)
Norethindrone	1 mg once daily			0.94 (0.83, 1.06)	0.89 (0.84, 0.94)	0.99 (0.90, 1.08)
Ketoconazole	400 once daily	150 once daily ^a	14	0.85 (0.80, 0.90)	0.76 (0.70, 0.82)	0.34 (0.25, 0.46)
Ledipasvir	90 once daily	25 once daily ^d	41	1.01 (0.97, 1.05)	1.02 (0.97, 1.06)	1.02 (0.98, 1.07)
Sofosbuvir	400 once daily	25 once daily ^d	41	0.96 (0.89, 1.04)	1.05 (1.01, 1.09)	NA
GS-331007 ^f				1.08 (1.05, 1.11)	1.08 (1.06, 1.10)	1.10 (1.07, 1.12)

Coadministered Drug	Dose/Schedule		N	Mean Ratio of Coadministered Drug Pharmacokinetic Parameters With/Without RPV (90% CI); No Effect = 1.00		
	Coadministered Drug (mg)	RPV (mg)		C _{max}	AUC	C _{min}
R(-) methadone S(+) methadone	60-100 once daily, individualized dose	25 once daily ^b	13	0.86 (0.78, 0.95)	0.84 (0.74, 0.95)	0.78 (0.67, 0.91)
				0.87 (0.78, 0.97)	0.84 (0.74, 0.96)	0.79 (0.67, 0.92)
Metformin	850 single dose	25 once daily ^b	20	1.02 (0.95, 1.10)	0.97 (0.90, 1.06) ^e	NA
Rifampin 25-desacetyl-rifampin	600 once daily	150 once daily ^a	16	1.02 (0.93, 1.12)	0.99 (0.92, 1.07)	NA
				1.00 (0.87, 1.15)	0.91 (0.77, 1.07)	NA
Simeprevir	150 once daily	25 once daily ^b	21	1.10 (0.97, 1.26)	1.06 (0.94, 1.19)	0.96 (0.83, 1.11)
Sildenafil N-desmethyl-sildenafil	50 single dose	75 once daily ^a	16	0.93 (0.80, 1.08)	0.97 (0.87, 1.08)	NA
				0.90 (0.80, 1.02)	0.92 (0.85, 0.99) ^c	NA
Sofosbuvir GS-331007 ^f	400 once daily	25 once daily ^g	24	1.09 (0.95, 1.25)	1.16 (1.10, 1.24)	NA
				0.96 (0.90, 1.01)	1.04 (1.00, 1.07)	1.12 (1.07, 1.17)
Velpatasvir	100 once daily	25 once daily ^g	24	0.96 (0.85, 1.10)	0.99 (0.88, 1.11)	1.02 (0.91, 1.15)
Sofosbuvir GS-331007 ^f	400 once daily	25 once daily ^d	30	0.95 (0.86, 1.05)	1.01 (0.97, 1.06)	NA
				1.02 (0.98, 1.06)	1.04 (1.01, 1.06)	NA
Velpatasvir	100 once daily	25 once daily ^d	30	1.05 (0.96, 1.16)	1.01 (0.94, 1.07)	1.01 (0.95, 1.09)
Voxilaprevir	100 + 100 once daily	25 once daily ^d	30	0.96 (0.84, 1.11)	0.94 (0.84, 1.05)	1.02 (0.92, 1.12)

CI=Confidence Interval; N=maximum number of subjects with data; NA=Not Available

a. 25 mg, 75 mg, and 150 mg of RPV is 1, 3, and 6 times the recommended dose of RPV in ODEFSEY, respectively.

b. Study conducted with RPV.

- c. $AUC_{(0-last)}$.
- d. Study conducted with ODEFSEY (FTC/RPV/TAF).
- e. N (maximum number of subjects with data for $AUC_{(0-\infty)}$)=15)
- f. The predominant circulating nucleoside metabolite of sofosbuvir.
- g. Study conducted with FTC/RPV/TDF.

Table 11 Changes in Pharmacokinetic Parameters for Coadministered Drug in the Presence of TAF in Healthy Subjects

Coadministered Drug	Dose of Coadministered Drug (mg)	TAF (mg)	N	Mean Ratio of Coadministered Drug Pharmacokinetic Parameters (90% CI); No Effect = 1.00		
				C_{max}	AUC	C_{min}
Midazolam ^a	2.5 single dose, orally	25 once daily ^b	18	1.02 (0.92, 1.13)	1.13 (1.04, 1.23)	NA
	1 single dose, IV			0.99 (0.89, 1.11)	1.08 (1.04, 1.13)	NA
Ledipasvir ^c	90/400 once daily	25 once daily ^c	41	1.01 (0.97, 1.05)	1.02 (0.97, 1.06)	1.02 (0.98,1.07)
Sofosbuvir ^c				0.96 (0.89, 1.04)	1.05 (1.01, 1.09)	NA
GS-331007 ^{c,d}				1.08 (1.05, 1.11)	1.08 (1.06, 1.10)	1.10 (1.07, 1.12)
Norelgestromin	norgestimate 0.180/0.215/0.250 once daily/ethinyl estradiol 0.025 once daily	25 once daily ^e	29	1.17 (1.07,1.26)	1.12 (1.07, 1.17)	1.16 (1.08,1.24)
Norgestrel				1.10 (1.02, 1.18)	1.09 (1.01, 1.18)	1.11 (1.03,1.20)
Ethinyl estradiol				1.22 (1.15, 1.29)	1.11 (1.07, 1.16)	1.02 (0.93,1.12)
Sofosbuvir	400 once daily	25 once daily ^c	30	0.95 (0.86, 1.05)	1.01 (0.97, 1.06)	NA
GS-331007 ^d				1.02 (0.98, 1.06)	1.04 (1.01, 1.06)	NA
Velpatasvir	100 once daily			1.05 (0.96, 1.16)	1.01 (0.94, 1.07)	1.01 (0.95,1.09)
Voxilaprevir	100 + 100 once daily			0.96 (0.84, 1.11)	0.94 (0.84, 1.05)	1.02 (0.92,1.12)

CI=Confidence Interval; N=maximum number of subjects with data; NA=Not Available

- a. A sensitive CYP3A4 substrate.
- b. Study conducted with TAF.
- c. Study conducted with ODEFSEY (FTC/RPV/TAF).
- d. The predominant circulating nucleoside metabolite of sofosbuvir.
- e. Study conducted with FTC/TAF.

12.4 Microbiology

Mechanism of Action

Emtricitabine: FTC, a synthetic nucleoside analog of cytidine, is phosphorylated by cellular enzymes to form emtricitabine 5'-triphosphate. Emtricitabine 5'-triphosphate inhibits the activity of the HIV-1 reverse transcriptase (RT) by competing with the natural substrate deoxycytidine 5'-triphosphate and by being incorporated into nascent viral DNA which results in chain termination. Emtricitabine 5'-triphosphate is a weak inhibitor of mammalian DNA polymerases α , β , ϵ , and mitochondrial DNA polymerase γ .

Rilpivirine: RPV is a diarylpyrimidine non-nucleoside reverse transcriptase inhibitor of HIV-1 and inhibits HIV-1 replication by non-competitive inhibition of HIV-1 RT. RPV does not inhibit the human cellular DNA polymerases α , β , and mitochondrial DNA polymerase γ .

Tenofovir Alafenamide: TAF is a phosphoramidate prodrug of tenofovir (2'-deoxyadenosine monophosphate analog). Plasma exposure to TAF allows for permeation into cells and then TAF is intracellularly converted to tenofovir through hydrolysis by cathepsin A. Tenofovir is subsequently phosphorylated by cellular kinases to the active metabolite tenofovir diphosphate. Tenofovir diphosphate inhibits HIV-1 replication through incorporation into viral DNA by the HIV reverse transcriptase, which results in DNA chain termination.

Tenofovir has activity against human immunodeficiency virus (HIV-1). Cell culture studies have shown that both tenofovir and FTC can be fully phosphorylated when combined in cells. Tenofovir diphosphate is a weak inhibitor of mammalian DNA polymerases that include mitochondrial DNA polymerase γ and there is no evidence of toxicity to mitochondria cell culture.

Antiviral Activity in Cell Culture

Emtricitabine, Rilpivirine, and Tenofovir Alafenamide: The combinations of FTC, RPV, and TAF were not antagonistic with each other in cell culture combination antiviral activity assays. In addition, FTC, RPV, and TAF were not antagonistic with a panel of representatives from the major classes of approved anti-HIV agents (NNRTIs, NRTIs, INSTIs, and PIs).

Emtricitabine: The antiviral activity of FTC against laboratory and clinical isolates of HIV-1 was assessed in T lymphoblastoid cell lines, the MAGI-CCR5 cell line, and primary peripheral blood mononuclear cells (PBMCs). The EC_{50} values for FTC were in the range of 0.0013–0.64 microM. FTC displayed antiviral activity in cell culture against HIV-1 clades A, B, C, D, E, F, and G (EC_{50} values ranged from 0.007–0.075 microM) and showed strain-specific activity against HIV-2 (EC_{50} values ranged from 0.007–1.5 microM).

Rilpivirine: RPV exhibited activity against laboratory strains of wild-type HIV-1 in an acutely infected T-cell line with a median EC_{50} value for HIV-1_{IIIB} of 0.73 nM. RPV demonstrated limited activity in cell culture against HIV-2 with a median EC_{50} value of 5220 nM (range 2510–10,830 nM). RPV demonstrated antiviral activity against a broad panel of HIV-1 group M (subtype A, B, C, D, F, G, H) primary isolates with EC_{50} values ranging from 0.07–

1.01 nM and was less active against group O primary isolates with EC₅₀ values ranging from 2.88–8.45 nM.

Tenofovir Alafenamide: The antiviral activity of TAF against laboratory and clinical isolates of HIV-1 subtype B was assessed in lymphoblastoid cell lines, PBMCs, primary monocyte/macrophage cells and CD4-T lymphocytes. The EC₅₀ values for TAF ranged from 2.0–14.7 nM.

TAF displayed antiviral activity in cell culture against all HIV-1 groups (M, N, O), including sub-types A, B, C, D, E, F, and G (EC₅₀ values ranged from 0.10–12.0 nM) and strain specific activity against HIV-2 (EC₅₀ values ranged from 0.91–2.63 nM).

Resistance

In Cell Culture

Emtricitabine: HIV-1 isolates with reduced susceptibility to FTC were selected in cell culture. Reduced susceptibility to FTC was associated with M184V or I substitutions in HIV-1 RT.

Rilpivirine: RPV-resistant strains were selected in cell culture starting from wild-type HIV-1 of different origins and subtypes as well as NNRTI-resistant HIV-1. The frequently observed amino acid substitutions that emerged and conferred decreased phenotypic susceptibility to RPV included: L100I, K101E, V106I and A, V108I, E138K and G, Q, R, V179F and I, Y181C and I, V189I, G190E, H221Y, F227C, and M230I and L.

Tenofovir Alafenamide: HIV-1 isolates with reduced susceptibility to TAF were selected in cell culture. HIV-1 isolates selected by TAF expressed a K65R substitution in HIV-1 RT, sometimes in the presence of S68N or L429I substitutions; in addition, a K70E substitution in HIV-1 RT was observed.

In Clinical Trials

In HIV-1-Infected Subjects With No Antiretroviral Treatment History

Emtricitabine and Tenofovir Alafenamide: The resistance profile of ODEFSEY for the treatment of HIV-1 infection is based on studies of FTC+TAF with EVG+COBI in the treatment of HIV-1 infection. In a pooled analysis of antiretroviral-naïve subjects, genotyping was performed on plasma HIV-1 isolates from all subjects with HIV-1 RNA greater than 400 copies per mL at confirmed virologic failure, at Week 48, or at time of early study drug discontinuation. Genotypic resistance developed in 7 of 14 evaluable subjects. The resistance-associated substitutions that emerged were M184V/I (N=7) and K65R (N=1). Three subjects had virus with emergent R, H, or E at the polymorphic Q207 residue in reverse transcriptase.

Rilpivirine: In the Week 96 pooled resistance analysis for adult subjects receiving RPV or efavirenz in combination with FTC/TDF, the emergence of resistance was greater among subjects' viruses in the RPV+FTC/TDF arm compared to the

efavirenz+FTC/TDF arm and was dependent on baseline viral load. In the Week 96 resistance analysis, 14% (77/550) of the subjects in the RPV+FTC/TDF arm and 8% (43/546) of the subjects in the efavirenz+FTC/TDF arm qualified for resistance analysis; 61% (47/77) of the subjects who qualified for resistance analysis (resistance-analysis subjects) in the RPV+FTC/TDF arm had virus with genotypic and/or phenotypic resistance to RPV compared to 42% (18/43) of the resistance-analysis subjects in the efavirenz+FTC/TDF arm who had genotypic and/or phenotypic resistance to efavirenz. Moreover, genotypic and/or phenotypic resistance to emtricitabine or tenofovir emerged in viruses from 57% (44/77) of the resistance-analysis subjects in the RPV arm compared to 26% (11/43) in the efavirenz arm.

Emerging NNRTI substitutions in the RPV resistance analysis of subjects' viruses included V90I, K101E/P/T, E138K/A/Q/G, V179I/L, Y181C/I, V189I, H221Y, F227C/L, and M230L, which were associated with an RPV phenotypic fold change range of 2.6–621. The E138K substitution emerged most frequently during RPV treatment, commonly in combination with the M184I substitution. The emtricitabine and lamivudine resistance-associated substitutions M184I or V and NRTI resistance-associated substitutions (K65R/N, A62V, D67N/G, K70E, Y115F, K219E/R) emerged more frequently in the RPV resistance-analysis subjects than in efavirenz resistance-analysis subjects.

NNRTI- and NRTI-resistance substitutions emerged less frequently in the resistance analysis of viruses from subjects with baseline viral loads of less than or equal to 100,000 copies/mL compared to viruses from subjects with baseline viral loads of greater than 100,000 copies/mL: 23% (10/44) compared to 77% (34/44) of NNRTI-resistance substitutions and 20% (9/44) compared to 80% (35/44) of NRTI-resistance substitutions. This difference was also observed for the individual emtricitabine/lamivudine and tenofovir resistance substitutions: 22% (9/41) compared to 78% (32/41) for M184I/V and 0% (0/8) compared to 100% (8/8) for K65R/N. Additionally, NNRTI and/or NRTI-resistance substitutions emerged less frequently in the resistance analysis of the viruses from subjects with baseline CD4+ cell counts greater than or equal to 200 cells/mm³ compared to the viruses from subjects with baseline CD4+ cell counts less than 200 cells/mm³: 32% (14/44) compared to 68% (30/44) of NNRTI-resistance substitutions and 27% (12/44) compared to 73% (32/44) of NRTI-resistance substitutions.

In Virologically-Suppressed Subjects

Emtricitabine and Tenofovir Alafenamide: One subject was identified with emergent resistance to FTC or TAF (M184M/I) out of 4 virologic failure subjects in a clinical study of virologically-suppressed subjects who switched from a regimen containing FTC+TDF to FTC+TAF with EVG+COBI (N=799).

Rilpivirine: Through Week 48, 4 subjects who switched their protease inhibitor-based regimen to FTC/RPV/TDF (4 of 469 subjects, 0.9%) and 1 subject who maintained their regimen (1 of 159 subjects, 0.6%) developed genotypic and/or phenotypic resistance to a study drug. All 4 of the subjects who had resistance emergence on

FTC/RPV/TDF had evidence of FTC resistance and 3 of the subjects had evidence of RPV resistance.

ODEFSEY: Through Week 48, in subjects who switched to ODEFSEY from FTC/RPV/TDF or EFV/FTC/TDF (Trials 1216 (N=316) and 1160 (N=438), respectively), of seven subjects who developed virologic failure, three subjects had detectable NNRTI and/or NRTI resistance substitutions at virologic failure that were pre-existing in the baseline sample by proviral DNA sequencing; one of these subjects resuppressed while maintaining ODEFSEY.

Cross-Resistance

Emtricitabine: FTC-resistant viruses with the M184V/I substitution were cross-resistant to lamivudine, but retained sensitivity to didanosine, stavudine, tenofovir, and zidovudine.

Viruses harboring substitutions conferring reduced susceptibility to stavudine and zidovudine—thymidine analog substitutions (M41L, D67N, K70R, L210W, T215Y/F, K219Q/E), or didanosine (L74V) remained sensitive to FTC. HIV-1 containing the K103N substitution or other substitutions associated with resistance to NNRTIs was susceptible to FTC.

Rilpivirine: Considering all of the available cell culture and clinical data, any of the following amino acid substitutions, when present at baseline, are likely to decrease the antiviral activity of RPV: K101E, K101P, E138A, E138G, E138K, E138R, E138Q, V179L, Y181C, Y181I, Y181V, Y188L, H221Y, F227C, M230I, M230L, and the combination of L100I+K103N.

Cross-resistance in site-directed mutant virus has been observed among NNRTIs. The single NNRTI substitutions K101P, Y181I, and Y181V conferred 52 times, 15 times, and 12 times decreased susceptibility to RPV, respectively. The combination of E138K and M184I showed 6.7 times reduced susceptibility to RPV compared to 2.8 times for E138K alone. The K103N substitution did not show reduced susceptibility to RPV by itself. However, the combination of K103N and L100I resulted in a 7 times reduced susceptibility to RPV. In another study, the Y188L substitution resulted in a reduced susceptibility to RPV of 9 times for clinical isolates and 6 times for site-directed mutants. Combinations of 2 or 3 NNRTI resistance-associated substitutions gave decreased susceptibility to RPV (fold change range of 3.7–554) in 38% and 66% of mutants, respectively.

Cross-resistance to efavirenz, etravirine, and/or nevirapine is likely after virologic failure and development of RPV resistance.

Tenofovir Alafenamide: Tenofovir resistance substitutions K65R and K70E result in reduced susceptibility to abacavir, didanosine, emtricitabine, lamivudine, and tenofovir.

HIV-1 with multiple thymidine analog substitutions (M41L, D67N, K70R, L210W, T215F/Y, K219Q/E/N/R), or multinucleoside resistant HIV-1 with a T69S double insertion mutation or with a Q151M substitution complex including K65R showed reduced susceptibility to TAF in cell culture.

13 NONCLINICAL TOXICOLOGY

13.1 Carcinogenesis, Mutagenesis, Impairment of Fertility

Emtricitabine: In long-term carcinogenicity studies of FTC, no drug-related increases in tumor incidence were found in mice at doses up to 750 mg per kg per day (23 times the human systemic exposure at the recommended dose of 200 mg per day in ODEFSEY) or in rats at doses up to 600 mg per kg per day (28 times the human systemic exposure at the recommended dose in ODEFSEY).

FTC was not genotoxic in the reverse mutation bacterial test (Ames test), mouse lymphoma or mouse micronucleus assays.

FTC did not affect fertility in male rats at approximately 140 times or in male and female mice at approximately 60 times higher exposures (AUC) than in humans given the recommended 200 mg daily dose in ODEFSEY. Fertility was normal in the offspring of mice exposed daily from before birth (in utero) through sexual maturity at daily exposures (AUC) of approximately 60 times higher than human exposures at the recommended 200 mg daily dose in ODEFSEY.

Rilpivirine: RPV was evaluated for carcinogenic potential by oral gavage administration to mice and rats up to 104 weeks. Daily doses of 20, 60, and 160 mg per kg per day were administered to mice and doses of 40, 200, 500, and 1500 mg per kg per day were administered to rats. In rats, there were no drug-related neoplasms. In mice, RPV was positive for hepatocellular neoplasms in both males and females. The observed hepatocellular findings in mice may be rodent-specific. At the lowest tested doses in the carcinogenicity studies, the systemic exposures (based on AUC) to RPV were 21 times (mice) and 3 times (rats) relative to those observed in humans at the recommended dose (25 mg once daily) in ODEFSEY.

RPV has tested negative in the absence and presence of a metabolic activation system, in the in vitro Ames reverse mutation assay and in vitro clastogenicity mouse lymphoma assay. RPV did not induce chromosomal damage in the in vivo micronucleus test in mice.

In a study conducted in rats, there were no effects on mating or fertility with RPV up to 400 mg per kg per day, a dose of RPV that showed maternal toxicity. This dose is associated with an exposure that is approximately 40 times higher than the exposure in humans at the recommended dose of 25 mg once daily in ODEFSEY.

Tenofovir Alafenamide: Since TAF is rapidly converted to tenofovir and a lower tenofovir exposure in rats and mice was observed after TAF administration compared to TDF administration, carcinogenicity studies were conducted only with TDF. Long-term oral carcinogenicity studies of TDF in mice and rats were carried out at exposures up to approximately 10 times (mice) and 4 times (rats) those observed in humans at the recommended dose of TDF (300 mg) for HIV-1 infection. The tenofovir exposure in these studies was approximately 167 times (mice) and 55 times (rat) those observed in humans after administration of the daily recommended dose of ODEFSEY. At the high dose in female mice, liver adenomas were increased at tenofovir exposures approximately 10 times

(300 mg TDF) and 167 times (ODEFSEY) the exposure observed in humans. In rats, the study was negative for carcinogenic findings.

TAF was not genotoxic in the reverse mutation bacterial test (Ames test), mouse lymphoma or rat micronucleus assays.

There were no effects on fertility, mating performance or early embryonic development when TAF was administered to male rats at a dose equivalent to 62 times the human dose based on body surface area comparisons for 28 days prior to mating and to female rats for 14 days prior to mating through Day 7 of gestation.

13.2 Animal Toxicology and/or Pharmacology

Minimal to slight infiltration of mononuclear cells in the posterior uvea was observed in dogs with similar severity after three- and nine-month administration of TAF; reversibility was seen after a three-month recovery period. No eye toxicity was observed in the dog at systemic exposures of 5 (TAF) and 15 (tenofovir) times the exposure seen in humans at the recommended daily TAF dose in ODEFSEY.

14 CLINICAL STUDIES

14.1 Clinical Trial Results in HIV-1 Virologically-Suppressed Subjects Who Switched to ODEFSEY

In Trial 1216, the efficacy and safety of switching from emtricitabine/rilpivirine/tenofovir disoproxil fumarate (FTC/RPV/TDF) to ODEFSEY were evaluated in a randomized, double-blind study of virologically-suppressed HIV-1 infected adults. Subjects were suppressed (HIV-1 RNA <50 copies/mL) on their baseline regimen of FTC/RPV/TDF for at least 6 months and have no documented resistance mutations to FTC, TAF, or RPV prior to study entry. Subjects were randomized in a 1:1 ratio to either switch to ODEFSEY (N=316) once daily or stay on FTC/RPV/TDF (N=314) once daily. Subjects had a mean age of 45 years (range: 23–72), 90% were male, 75% were White, and 19% were Black. The mean baseline CD4+ cell count was 709 cells/mm³ (range: 104–2527).

In Trial 1160, the efficacy and safety of switching from efavirenz/emtricitabine/tenofovir disoproxil fumarate (EFV/FTC/TDF) to ODEFSEY were evaluated in a randomized, double-blind study of virologically-suppressed HIV-1 infected adults. Subjects must have been stably suppressed (HIV-1 RNA <50 copies/mL) on their baseline regimen of EFV/FTC/TDF for at least 6 months and have no documented resistance mutations to FTC, TAF, or RPV prior to study entry. Subjects were randomized in a 1:1 ratio to either switch to ODEFSEY (N=438) once daily or stay on EFV/FTC/TDF (N=437) once daily. Subjects had a mean age of 48 years (range: 19–76), 87% were male, 67% were White, and 27% were Black. The mean baseline CD4+ cell count was 700 cells/mm³ (range: 140–1862).

Treatment outcomes of Trials 1216 and 1160 are presented in Table 12.

Table 12 Virologic Outcomes of Trials 1216 and 1160 at Week 48^a in Virologically-Suppressed Subjects who Switched to ODEFSEY

	Study 1216		Study 1160	
	ODEFSEY (N=316)	FTC/RPV/TDF (N=313) ^b	ODEFSEY (N=438)	EFV/FTC/TDF (N=437)
HIV-1 RNA <50 copies/mL	94%	94%	90%	92%
HIV-1 RNA ≥50 copies/mL^c	1%	0%	1%	1%
No Virologic Data at Week 48 Window	6%	6%	9%	7%
Discontinued Study Drug Due to AE or Death and Last Available HIV-1 RNA <50 copies/mL	2%	1%	3%	1%
Discontinued Study Drug Due to Other Reasons and Last Available HIV-1 RNA <50 copies/mL ^d	4%	4%	5%	5%
Missing Data During Window but on Study Drug	<1%	1%	1%	1%

- Week 48 window was between Day 295 and 378 (inclusive).
- One subject who was not on FTC/RPV/TDF prior to screening was excluded from the efficacy analysis.
- Included subjects who had HIV-1 RNA ≥50 copies/mL in the Week 48 window; subjects who discontinued early due to lack or loss of efficacy; subjects who discontinued for reasons other than lack or loss of efficacy and at the time of discontinuation had a viral value of ≥50 copies/mL.
- Includes subjects who discontinued for reasons other than an AE, death, or lack or loss of efficacy; e.g., withdrew consent, loss to follow-up, etc.

14.2 Clinical Trial Results for Adult Subjects with no Antiretroviral Treatment History and Adults with Renal Impairment for Components of ODEFSEY

The efficacy of RPV, FTC, and TAF in the treatment of HIV-1 infection in adults as initial therapy in those with no antiretroviral treatment history [see *Indications and Usage (1)*] was established in trials of:

- RPV+FTC/TDF in HIV-1 infected adults as initial therapy in those with no antiretroviral treatment history (n=550). The virologic response rate (i.e., HIV-1 RNA less than 50 copies per mL) was 77% at Week 96. The virologic response rate at 96 weeks was 83% in subjects with baseline HIV-1 RNA less than or equal to 100,000 copies per mL and 71% in subjects with baseline HIV-1 RNA greater than 100,000 copies per mL. Further, the virologic response rate at 96 weeks among subjects with baseline CD4+ cell counts less than 200 and greater than or equal to 200 cells/mm³ were 68% and 82%, respectively.
- FTC+TAF with EVG+COBI in HIV-1 infected adults as initial therapy in those with no antiretroviral treatment history (n=866). The virologic response rate (i.e., HIV-1 RNA less than 50 copies per mL) was 92% at Week 48.

In the clinical trial of 248 HIV-1 infected adults with estimated creatinine clearance greater than 30 mL per minute but less than 70 mL per minute, 95% (235/248) of the combined populations of treatment-naïve (N=6) begun on FTC+TAF with EVG+COBI and those previously virologically-suppressed on other regimens (N=242) and switched to FTC+TAF with EVG +COBI had HIV-1 RNA levels less than 50 copies per mL at Week 24.

14.3 Clinical Trial Results for Pediatric Subjects Aged 12 to Less than 18 Years Old with no Antiretroviral Treatment History for Components of ODEFSEY

The efficacy of RPV, FTC, and TAF in the treatment of HIV-1 infection in pediatric patients aged 12 to less than 18 years old and greater than 32-35 kg as initial therapy in those with no antiretroviral treatment history and to replace a stable antiretroviral regimen in those who are virologically-suppressed [see *Indications and Usage (1)*] was established in trials of antiretroviral treatment-naïve HIV-1 infected pediatric subjects 12 to less than 18 years old with:

- RPV in combination with other antiretroviral agents in 36 treatment-naïve HIV-1 infected adolescents weighing at least 32 kg. The majority of subjects (24/36) received RPV in combination with FTC and TDF. Of these 24 subjects, 20 had a baseline HIV-1 RNA less than or equal to 100,000 copies per mL. The virologic response rate in these 20 subjects (i.e., HIV-1 RNA less than 50 copies per mL) was 80% (16/20) at 48 weeks.
- FTC+TAF with EVG+COBI in 23 adolescents weighing at least 35 kg. The virologic response rate (i.e., HIV-1 RNA less than 50 copies per mL) was 91% at 24 weeks.

16 HOW SUPPLIED/STORAGE AND HANDLING

ODEFSEY tablets are gray, capsule-shaped, and film coated with “GSI” debossed on one side and “255” on the other side. Each bottle contains 30 tablets (NDC 61958-2101-1), a silica gel desiccant, and a polyester coil, and is closed with a child-resistant closure.

Store below 30°C (86°F).

- Keep container tightly closed.
- Dispense only in original container.

17 PATIENT COUNSELING INFORMATION

Advise the patient to read the FDA-approved patient labeling (Patient Information).

Post-treatment Acute Exacerbation of Hepatitis B in Patients with HBV Coinfection

Severe acute exacerbations of hepatitis B have been reported in patients who are coinfecting with HBV and HIV-1 and have discontinued products containing FTC and/or TDF, and may likewise occur with discontinuation of ODEFSEY [see *Warnings and Precautions (5.1)*]. Advise the patient to not discontinue ODEFSEY without first informing their healthcare provider.

Severe Skin Reactions and Hypersensitivity

Inform patients that skin reactions ranging from mild to severe, including Drug Reaction with Eosinophilia and Systemic Symptoms (DRESS), have been reported with RPV-containing products. Instruct patients to immediately stop taking ODEFSEY and seek medical attention if they develop a rash associated with any of the following symptoms: fever, blisters, mucosal involvement, eye inflammation (conjunctivitis), severe allergic reaction causing swelling of the face, eyes, lips, mouth, tongue or throat which may lead to difficulty swallowing or breathing, and any signs and symptoms of liver problems, as they may be a sign of a more serious reaction. Patients should understand that if severe rash occurs, they will be closely monitored, laboratory tests will be performed and appropriate therapy will be initiated [see *Warnings and Precautions (5.2)*].

Hepatotoxicity

Inform patients that hepatotoxicity has been reported with RPV, therefore, it is important to inform the healthcare professional if patients have underlying hepatitis B or C or elevations in liver-associated tests prior to treatment [see *Dosage and Administration (2.1)* and *Warnings and Precautions (5.3)*].

Depressive Disorders

Inform patients that depressive disorders (depressed mood, depression, dysphoria, major depression, mood altered, negative thoughts, suicide attempt, suicidal ideation) have been reported with RPV. Inform patients to seek immediate medical evaluation if they experience depressive symptoms [see *Warnings and Precautions (5.4)*].

New Onset or Worsening Renal Impairment

Advise patients to avoid taking ODEFSEY with concurrent or recent use of nephrotoxic agents. Postmarketing cases of renal impairment, including acute renal failure, have been reported [see *Warnings and Precautions (5.5)*].

Drug Interactions

ODEFSEY may interact with many drugs and is not recommended to be coadministered with numerous drugs. Advise patients to report to their healthcare provider the use of any other prescription or nonprescription medication or herbal products, including St. John's wort [see *Contraindications (4)*, *Warnings and Precautions (5.6)* and *Drug Interactions (7)*].

Lactic Acidosis and Severe Hepatomegaly

Lactic acidosis and severe hepatomegaly with steatosis, including fatal cases, have been reported with use of drugs similar to ODEFSEY. Advise patients to stop taking ODEFSEY if they develop clinical symptoms suggestive of lactic acidosis or pronounced hepatotoxicity [see *Warnings and Precautions (5.7)*].

Immune Reconstitution Syndrome

Advise patients to inform their healthcare provider immediately of any symptoms of infection, as in some patients with advanced HIV infection (AIDS), signs and symptoms of inflammation from previous infections may occur soon after anti-HIV treatment is started [see *Warnings and Precautions (5.8)*].

Missed Dosage

Inform patients that it is important to take ODEFSEY on a regular dosing schedule with a meal and to avoid missing doses, as it can result in development of resistance [see *Dosage and Administration (2.2)*].

Pregnancy Registry

Inform patients that there is an antiretroviral pregnancy registry to monitor fetal outcomes in those exposed to ODEFSEY during pregnancy [see *Use in Specific Populations (8.1)*].

Lactation

Instruct patients with HIV-1 infection not to breastfeed because HIV-1 can be passed to the baby in breast milk [see *Use in Specific Populations (8.2)*].

ODEFSEY is a trademark of Gilead Sciences, Inc., or its related companies. All other trademarks referenced herein are the property of their respective owners.

Patient Information
ODEFSEY® (oh-DEF-see)
(emtricitabine, rilpivirine and tenofovir alafenamide)
tablets

Important: Ask your healthcare provider or pharmacist about medicines that should not be taken with ODEFSEY. For more information, see “What should I tell my healthcare provider before taking ODEFSEY?”

What is the most important information I should know about ODEFSEY?

ODEFSEY can cause serious side effects, including:

- **Worsening of hepatitis B virus (HBV) infection. Your healthcare provider will test you for HBV infection before or when you start treatment with ODEFSEY. If you have HBV infection and take ODEFSEY, your HBV may get worse (flare-up) if you stop taking ODEFSEY. A “flare-up” is when your HBV infection suddenly returns in a worse way than before.**
 - Do not run out of ODEFSEY. Refill your prescription or talk to your healthcare provider before your ODEFSEY is all gone.
 - Do not stop taking ODEFSEY without first talking to your healthcare provider.
 - If you stop taking ODEFSEY, your healthcare provider will need to check your health often and do blood tests regularly for several months to check your liver, and may give you a medicine to treat hepatitis B. Tell your healthcare provider about any new or unusual symptoms you may have after you stop taking ODEFSEY.

For more information about side effects, see “What are the possible side effects of ODEFSEY?”

What is ODEFSEY?

ODEFSEY is a prescription medicine that is used to treat human immunodeficiency virus-1 (HIV-1) infection in adults and children who weigh at least 77 pounds (35 kg):

- who have not received HIV-1 medicines in the past and who have an amount of HIV-1 in their blood (this is called “viral load”) that is no more than 100,000 copies/mL, **or**
- to replace their current HIV-1 medicines for people whose healthcare provider determines that they meet certain requirements.

HIV-1 is the virus that causes Acquired Immune Deficiency Syndrome (AIDS).

ODEFSEY contains the prescription medicines emtricitabine, rilpivirine and tenofovir alafenamide.

It is not known if ODEFSEY is safe and effective in children under 12 years of age or who weigh less than 77 lb (35 kg).

Who should not take ODEFSEY?

Do not take ODEFSEY if you also take a medicine that contains:

- carbamazepine
- dexamethasone
- dexlansoprazole
- esomeprazole
- lansoprazole
- omeprazole
- oxcarbazepine
- pantoprazole sodium
- phenobarbital
- phenytoin
- rabeprazole
- rifampin
- rifapentine
- St. John’s wort (*Hypericum perforatum*) or a product that contains St. John’s wort

What should I tell my healthcare provider before taking ODEFSEY?

Before taking ODEFSEY, tell your healthcare provider about all your medical conditions, including if you:

- have liver problems, including HBV or hepatitis C virus infection
 - have kidney problems
 - have a history of depression or suicidal thoughts
 - are pregnant or plan to become pregnant. It is not known if ODEFSEY can harm your unborn baby. Tell your healthcare provider if you become pregnant during treatment with ODEFSEY.
Pregnancy Registry: There is a pregnancy registry for those who take ODEFSEY during pregnancy. The purpose of this registry is to collect information about the health of you and your baby. Talk with your healthcare provider about how you can take part in this registry.
 - are breastfeeding or plan to breastfeed. Do not breastfeed if you take ODEFSEY.
 - You should not breastfeed if you have HIV-1 because of the risk of passing HIV-1 to your baby.
 - At least one of the medicines in ODEFSEY can pass to your baby in your breast milk. It is not known if the other medicines in ODEFSEY can pass into your breast milk.
- Talk with your healthcare provider about the best way to feed your baby during treatment with ODEFSEY.

Tell your healthcare provider about all the medicines you take, including prescription and over-the-counter medicines, vitamins, and herbal supplements.

Some medicines may interact with ODEFSEY. Keep a list of your medicines and show it to your healthcare provider and pharmacist when you get a new medicine.

- You can ask your healthcare provider or pharmacist for a list of medicines that interact with ODEFSEY.
- **Do not start a new medicine without telling your healthcare provider.** Your healthcare provider can tell you if it is safe to take ODEFSEY with other medicines.

How should I take ODEFSEY?

- Take ODEFSEY exactly as your healthcare provider tells you to take it. ODEFSEY is taken by itself (not with other HIV-1 medicines) to treat HIV-1 infection.
- Take ODEFSEY 1 time each day with a meal.
- If you are on dialysis, take your daily dose of ODEFSEY following dialysis.
- Do not change your dose or stop taking ODEFSEY without first talking with your healthcare provider. Stay under a healthcare provider's care during treatment with ODEFSEY.
- Do not miss a dose of ODEFSEY.
- When your ODEFSEY supply starts to run low, get more from your healthcare provider or pharmacy. This is very important because the amount of virus in your blood may increase if the medicine is stopped for even a short time. The virus may develop resistance to ODEFSEY and become harder to treat.
- If you take too much ODEFSEY, call your healthcare provider or go to the nearest hospital emergency room right away.

What are the possible side effects of ODEFSEY?

ODEFSEY may cause serious side effects, including:

- See “What is the most important information I should know about ODEFSEY?”

- **Severe skin rash and allergic reactions.** Skin rash is a common side effect of ODEFSEY. Rash can be serious. Call your healthcare provider right away if you get a rash. In some cases, rash and allergic reaction may need to be treated in a hospital.

If you get a rash with any of the following symptoms, stop taking ODEFSEY and call your healthcare provider or get medical help right away:

- fever
 - skin blisters
 - mouth sores
 - redness or swelling of the eyes (conjunctivitis)
 - swelling of the face, lips, mouth, or throat
 - trouble breathing or swallowing
 - pain on the right side of the stomach (abdominal) area
 - dark “tea colored” urine
- **Change in liver enzymes.** People with a history of hepatitis B or C virus infection or who have certain liver enzyme changes may have an increased risk of developing new or worsening liver problems during treatment with ODEFSEY. Liver problems can also happen during treatment with ODEFSEY in people without a history of liver disease. Your healthcare provider may need to do tests to check your liver enzymes before and during treatment with ODEFSEY.
 - **Depression or mood changes. Tell your healthcare provider right away if you have any of the following symptoms:**
 - feel sad or hopeless
 - feel anxious or restless
 - have thoughts of hurting yourself (suicide) or have tried to hurt yourself
 - **New or worse kidney problems, including kidney failure.** Your healthcare provider should do blood and urine tests to check your kidneys before you start and during treatment with ODEFSEY. Your healthcare provider may tell you to stop taking ODEFSEY if you develop new or worse kidney problems.
 - **Too much lactic acid in your blood (lactic acidosis).** Too much lactic acid is a serious but rare medical emergency that can lead to death. **Tell your healthcare provider right away if you get these symptoms:** weakness or being more tired than usual, unusual muscle pain, being short of breath or fast breathing, stomach pain with nausea and vomiting, cold or blue hands and feet, feel dizzy or lightheaded, or a fast or abnormal heartbeat.
 - **Severe liver problems.** In rare cases, severe liver problems can happen that can lead to death. **Tell your healthcare provider right away if you get these symptoms:** skin or the white part of your eyes turns yellow, dark “tea-colored” urine, light-colored stools, loss of appetite for several days or longer, nausea, or stomach-area pain.
 - **Changes in your immune system (Immune Reconstitution Syndrome)** can happen when you start taking HIV-1 medicines. Your immune system may get stronger and begin to fight infections that have been hidden in your body for a long time. Tell your healthcare provider right away if you start having any new symptoms after starting your HIV-1 medicine.

The most common side effects of ODEFSEY are headache and problems sleeping.

These are not all the possible side effects of ODEFSEY.

Call your doctor for medical advice about side effects. You may report side effects to FDA at 1-800-FDA-1088.

How should I store ODEFSEY?

- Store ODEFSEY below 86°F (30°C).
- Keep ODEFSEY in its original container.
- Keep the container tightly closed.

Keep ODEFSEY and all medicines out of reach of children.

General information about the safe and effective use of ODEFSEY.

Medicines are sometimes prescribed for purposes other than those listed in a Patient Information leaflet. Do not use ODEFSEY for a condition for which it was not prescribed. Do not give ODEFSEY to other people, even if they have the same symptoms you have. It may harm them. You can ask your healthcare provider or pharmacist for information about ODEFSEY that is written for health professionals.

What are the ingredients in ODEFSEY?

Active ingredients: emtricitabine, rilpivirine, and tenofovir alafenamide.

Inactive ingredients: croscarmellose sodium, lactose monohydrate, magnesium stearate, microcrystalline cellulose, polysorbate 20, and povidone. The tablet film coating contains iron oxide black, polyethylene glycol, polyvinyl alcohol, talc, and titanium dioxide.

Manufactured and distributed by: Gilead Sciences, Inc. Foster City, CA 94404

ODEFSEY is a trademark of Gilead Sciences, Inc., or its related companies.

© 2021 Gilead Sciences, Inc. All rights reserved. 208351-GS-006

For more information, call 1-800-445-3235 or go to www.ODEFSEY.com.

This Patient Information has been approved by the U.S. Food and Drug Administration

Revised: 03/2021

Proposed Package Insert

HIGHLIGHTS OF PRESCRIBING INFORMATION

These highlights do not include all the information needed to use ODEFSEY safely and effectively. See full prescribing information for ODEFSEY.

ODEFSEY® (emtricitabine, rilpivirine, and tenofovir alafenamide) tablets, for oral use
Initial U.S. Approval: 2016

WARNING: POST TREATMENT ACUTE EXACERBATION OF HEPATITIS B

See full prescribing information for complete boxed warning. Severe acute exacerbations of hepatitis B have been reported in patients who are coinfecting with HIV-1 and HBV and have discontinued products containing emtricitabine (FTC) and/or tenofovir disoproxil fumarate (TDF), and may occur with discontinuation of ODEFSEY. Hepatic function should be monitored closely in these patients. If appropriate, anti-hepatitis B therapy may be warranted. (5.1)

RECENT MAJOR CHANGES

Warnings and Precautions, New Onset or Worsening Renal Impairment (5.5)

03/2021

INDICATIONS AND USAGE

ODEFSEY is a three-drug combination of emtricitabine (FTC) and tenofovir alafenamide (TAF), both HIV nucleoside analog reverse transcriptase inhibitors (NRTIs), and rilpivirine (RPV), a non-nucleoside reverse transcriptase inhibitor (NNRTI), and is indicated as a complete regimen for the treatment of HIV-1 infection in patients weighing at least 35kg as initial therapy in those with no antiretroviral treatment history with HIV-1 RNA less than or equal to 100,000 copies per mL; or to replace a stable antiretroviral regimen in those who are virologically-suppressed (HIV-1 RNA less than 50 copies per mL) for at least 6 months with no history of treatment failure and no known substitutions associated with resistance to the individual components of ODEFSEY. (1)

Limitations of Use:

- More rilpivirine-treated subjects with HIV-1 RNA greater than 100,000 copies/mL at the start of therapy experienced virologic failure (HIV-1 RNA \geq 50 copies/mL) compared to rilpivirine-treated subjects with HIV-1 RNA less than or equal to 100,000 copies/mL. (14.2, 14.3)

DOSAGE AND ADMINISTRATION

- Testing: Prior to or when initiating ODEFSEY, test for hepatitis B virus infection. Prior to or when initiating ODEFSEY, and during treatment on a clinically appropriate schedule, assess serum creatinine, estimated creatinine clearance, urine glucose, and urine protein in all patients. In patients with chronic kidney disease, also assess serum phosphorus (2.1)
- Recommended dosage: one tablet taken orally once daily with a meal. (2.2)
- For pregnant patients who are already on ODEFSEY prior to pregnancy and who are virologically suppressed (HIV-1 RNA less than 50 copies per mL), one tablet taken once daily may be continued. Lower exposures of rilpivirine were observed during pregnancy, therefore viral load should be monitored closely. (2.3)
- Renal impairment: ODEFSEY is not recommended in patients with estimated creatinine clearance of 15 to below 30 mL per minute, or below 15 mL per minute who are not receiving chronic hemodialysis. (2.4)

DOSAGE FORMS AND STRENGTHS

Tablets: 200 mg of FTC, 25 mg of RPV and 25 mg of TAF. (3)

CONTRAINDICATIONS

ODEFSEY is contraindicated when coadministered with drugs where significant decreases in RPV plasma concentrations may occur, which may result in loss of virologic response and possible resistance and cross-resistance. (4)

WARNINGS AND PRECAUTIONS

- Skin and Hypersensitivity Reactions: Severe skin and hypersensitivity reactions have been reported during postmarketing experience with RPV-containing regimens, including cases of Drug Reaction with Eosinophilia and Systemic Symptoms (DRESS). Immediately discontinue treatment if hypersensitivity or rash with systemic symptoms or elevations in hepatic serum biochemistries develops and closely monitor clinical status, including hepatic serum biochemistries. (5.2)
- Hepatotoxicity: Hepatic adverse events have been reported in patients receiving an RPV-containing regimen. Monitor liver-associated tests before and during treatment with ODEFSEY in patients with underlying hepatic disease or marked elevations in liver-associated tests. Also consider monitoring liver-associated tests in patients without risk factors. (5.3)
- Depressive disorders: Severe depressive disorders have been reported. Immediate medical evaluation is recommended for severe depressive disorders. (5.4)
- New onset or worsening renal impairment: Assessment of serum creatinine, estimated creatinine clearance, urine glucose, and urine protein when initiating ODEFSEY and during therapy on a clinically appropriate schedule in all patients. Also assess serum phosphorus in patients with chronic kidney disease. (5.5)
- Concomitant use of ODEFSEY with drugs with a known risk to prolong the QTc interval of the electrocardiogram may increase the risk of Torsade de Pointes. (5.6)
- Lactic acidosis/severe hepatomegaly with steatosis: Discontinue treatment in patients who develop symptoms or laboratory findings suggestive of lactic acidosis or pronounced hepatotoxicity. (5.7)
- Immune reconstitution syndrome: May necessitate further evaluation and treatment. (5.8)

ADVERSE REACTIONS

Most common adverse reactions (incidence greater than or equal to 2%, all grades) are headache and sleep disturbances. (6.1)

To report SUSPECTED ADVERSE REACTIONS, contact LifeScience Logistics at 1-855-738-6171 or FDA at 1-800-FDA-1088 or www.fda.gov/medwatch.

DRUG INTERACTIONS

- ODEFSEY is a complete regimen for the treatment of HIV-1 infection; therefore, coadministration with other antiretroviral medications for the treatment of HIV-1 infection is not recommended. (7.1)
- Consult the Full Prescribing Information prior to and during treatment for important drug interactions. (4, 5.6, 7)

USE IN SPECIFIC POPULATIONS

- Pregnancy: Total rilpivirine exposures were generally lower during pregnancy compared to the postpartum period. (2.3, 8.1, 12.3)
- Lactation: Breastfeeding not recommended due to the potential for HIV-1 transmission. (8.2)
- Pediatrics: Not recommended for patients weighing less than 35 kg. (8.4)

See 17 for PATIENT COUNSELING INFORMATION and FDA-approved patient labeling.

Revised: 09/2021

FULL PRESCRIBING INFORMATION: CONTENTS***WARNING: POST TREATMENT ACUTE EXACERBATION OF HEPATITIS B****1 INDICATIONS AND USAGE****2 DOSAGE AND ADMINISTRATION**

- 2.1 Testing Prior to Initiation and During Treatment with ODEFSEY
- 2.2 Recommended Dosage
- 2.3 Recommended Dosage During Pregnancy
- 2.4 Not Recommended in Patients with Severe Renal Impairment

3 DOSAGE FORMS AND STRENGTHS**4 CONTRAINDICATIONS****5 WARNINGS AND PRECAUTIONS**

- 5.1 Severe Acute Exacerbation of Hepatitis B in Patients Coinfected with HIV-1 and HBV
- 5.2 Skin and Hypersensitivity Reactions
- 5.3 Hepatotoxicity
- 5.4 Depressive Disorders
- 5.5 New Onset or Worsening Renal Impairment
- 5.6 Risk of Adverse Reactions or Loss of Virologic Response Due to Drug Interactions
- 5.7 Lactic Acidosis/Severe Hepatomegaly with Steatosis
- 5.8 Immune Reconstitution Syndrome

6 ADVERSE REACTIONS

- 6.1 Clinical Trials Experience
- 6.2 Postmarketing Experience

7 DRUG INTERACTIONS

- 7.1 Not Recommended with Other Antiretroviral Medications
- 7.2 Drugs Inducing or Inhibiting CYP3A Enzymes
- 7.3 Drugs Inducing or Inhibiting P-glycoprotein
- 7.4 Drugs Increasing Gastric pH
- 7.5 QT Prolonging Drugs
- 7.6 Drugs Affecting Renal Function

7.7 Significant Drug Interactions

7.8 Drugs Without Clinically Significant Interactions with ODEFSEY

8 USE IN SPECIFIC POPULATIONS

- 8.1 Pregnancy
- 8.2 Lactation
- 8.4 Pediatric Use
- 8.5 Geriatric Use
- 8.6 Renal Impairment
- 8.7 Hepatic Impairment

10 OVERDOSAGE**11 DESCRIPTION****12 CLINICAL PHARMACOLOGY**

- 12.1 Mechanism of Action
- 12.2 Pharmacodynamics
- 12.3 Pharmacokinetics
- 12.4 Microbiology

13 NONCLINICAL TOXICOLOGY

- 13.1 Carcinogenesis, Mutagenesis, Impairment of Fertility
- 13.2 Animal Toxicology and/or Pharmacology

14 CLINICAL STUDIES

- 14.1 Clinical Trial Results in HIV-1 Virologically-Suppressed Subjects Who Switched to ODEFSEY
- 14.2 Clinical Trial Results for Adult Subjects with no Antiretroviral Treatment History and Adults with Renal Impairment for Components of ODEFSEY
- 14.3 Clinical Trial Results for Pediatric Subjects Aged 12 to Less than 18 Years Old with no Antiretroviral Treatment History for Components of ODEFSEY

16 HOW SUPPLIED/STORAGE AND HANDLING**17 PATIENT COUNSELING INFORMATION**

* Sections or subsections omitted from the full prescribing information are not listed.

FULL PRESCRIBING INFORMATION

WARNING: POST TREATMENT ACUTE EXACERBATION OF HEPATITIS B

Severe acute exacerbations of hepatitis B have been reported in patients who are coinfecting with HIV-1 and HBV and have discontinued products containing emtricitabine (FTC) and/or tenofovir disoproxil fumarate (TDF), and may occur with discontinuation of ODEFSEY.

Hepatic function should be monitored closely with both clinical and laboratory follow-up for at least several months in patients who are coinfecting with HIV-1 and HBV and discontinue ODEFSEY. If appropriate, anti-hepatitis B therapy may be warranted [see *Warnings and Precautions (5.1)*].

1 INDICATIONS AND USAGE

ODEFSEY is indicated as a complete regimen for the treatment of HIV-1 infection in adult and pediatric patients weighing at least 35 kg:

- as initial therapy in those with no antiretroviral treatment history with HIV-1 RNA less than or equal to 100,000 copies per mL or
- to replace a stable antiretroviral regimen in those who are virologically-suppressed (HIV-1 RNA less than 50 copies per mL) for at least 6 months with no history of treatment failure and no known substitutions associated with resistance to the individual components of ODEFSEY [see *Microbiology (12.4) and Clinical Studies (14)*].

Limitations of Use:

- More rilpivirine-treated subjects with no antiretroviral treatment history with HIV-1 RNA greater than 100,000 copies/mL at the start of therapy experienced virologic failure (HIV-1 RNA \geq 50 copies/mL) compared to rilpivirine-treated subjects with HIV-1 RNA less than or equal to 100,000 copies/mL [see *Clinical Studies (14.2, 14.3)*].

2 DOSAGE AND ADMINISTRATION

2.1 Testing Prior to Initiation and During Treatment with ODEFSEY

Prior to or when initiating ODEFSEY, test patients for hepatitis B virus infection [see *Warnings and Precautions (5.1)*].

Prior to or when initiating ODEFSEY, and during treatment with ODEFSEY, on a clinically appropriate schedule, assess serum creatinine, estimated creatinine clearance, urine glucose, and urine protein in all patients. In patients with chronic kidney disease, also assess serum phosphorus [see *Warnings and Precautions (5.5)*].

2.2 Recommended Dosage

ODEFSEY is a three-drug fixed dose combination product containing 200 mg of emtricitabine (FTC), 25 mg of rilpivirine (RPV), and 25 mg of tenofovir alafenamide (TAF). The recommended dosage of ODEFSEY is one tablet taken orally once daily with a meal in adults and pediatric patients with body weight at least 35 kg and creatinine clearance greater than or equal to 30 mL per minute [see *Use in Specific Populations (8.6)* and *Clinical Pharmacology (12.3)*].

2.3 Recommended Dosage During Pregnancy

For pregnant patients who are already on ODEFSEY prior to pregnancy and are virologically suppressed (HIV-1 RNA less than 50 copies per mL), one tablet of ODEFSEY taken once daily may be continued. Lower exposures of rilpivirine, a component of ODEFSEY, were observed during pregnancy, therefore viral load should be monitored closely [see *Use in Specific Populations (8.1)* and *Clinical Pharmacology (12.3)*].

2.4 Not Recommended in Patients with Severe Renal Impairment

ODEFSEY is not recommended in patients with:

- severe renal impairment (estimated creatinine clearance of 15 to below 30 mL per minute); or
- end stage renal disease (ESRD; estimated creatinine clearance below 15 mL per minute) who are not receiving chronic hemodialysis [see *Dosage and Administration (2.2)*, *Warnings and Precautions (5.5)*, and *Use in Specific Populations (8.6)*].

3 DOSAGE FORMS AND STRENGTHS

Each ODEFSEY tablet contains 200 mg of emtricitabine (FTC), 25 mg of rilpivirine (RPV) (equivalent to 27.5 mg of rilpivirine hydrochloride), and 25 mg of tenofovir alafenamide (TAF) (equivalent to 28 mg of tenofovir alafenamide fumarate).

The tablets are gray, capsule-shaped, film-coated and debossed with “GSI” on one side and “255” on the other side.

4 CONTRAINDICATIONS

ODEFSEY is contraindicated when coadministered with the following drugs; coadministration may result in loss of virologic response and possible resistance to ODEFSEY or to the class of NNRTIs [see *Warnings and Precautions (5.6)*, *Drug Interactions (7)* and *Clinical Pharmacology (12.3)*]:

- Anticonvulsants: carbamazepine, oxcarbazepine, phenobarbital, phenytoin
- Antimycobacterials: rifampin, rifapentine

- Glucocorticoid (systemic): dexamethasone (more than a single-dose)
- Herbal Products: St. John's wort (*Hypericum perforatum*)
- Proton Pump Inhibitors: e.g., dexlansoprazole, esomeprazole, lansoprazole, omeprazole, pantoprazole, rabeprazole

5 WARNINGS AND PRECAUTIONS

5.1 Severe Acute Exacerbation of Hepatitis B in Patients Coinfected with HIV-1 and HBV

Test patients with HIV-1 for the presence of hepatitis B virus (HBV) before or when initiating antiretroviral therapy [see *Dosage and Administration (2.1)*].

Severe acute exacerbations of hepatitis B (e.g., liver decompensation and liver failure) have been reported in patients who are coinfecting with HIV-1 and HBV and have discontinued products containing FTC and/or TDF, and may occur with discontinuation of ODEFSEY. Patients coinfecting with HIV-1 and HBV who discontinue ODEFSEY should be closely monitored with both clinical and laboratory follow-up for at least several months after stopping treatment with ODEFSEY. If appropriate, anti-hepatitis B therapy may be warranted, especially in patients with advanced liver disease or cirrhosis, since post treatment exacerbation of hepatitis may lead to hepatic decompensation and liver failure.

5.2 Skin and Hypersensitivity Reactions

Severe skin and hypersensitivity reactions, including cases of Drug Reaction with Eosinophilia and Systemic Symptoms (DRESS), have been reported during postmarketing experience with RPV-containing regimens. While some skin reactions were accompanied by constitutional symptoms such as fever, other skin reactions were associated with organ dysfunction, including elevations in hepatic serum biochemistries. During Phase 3 clinical trials of RPV, treatment-related rashes with at least Grade 2 severity were reported in 1% of subjects. Overall, most rashes were Grade 1 or 2 and occurred in the first four to six weeks of therapy [see *Adverse Reactions (6.2)*].

Discontinue ODEFSEY immediately if signs or symptoms of severe skin or hypersensitivity reactions develop, including but not limited to, severe rash or rash accompanied by fever, blisters, mucosal involvement, conjunctivitis, facial edema, angioedema, hepatitis, or eosinophilia. Clinical status including laboratory parameters should be monitored and appropriate therapy should be initiated.

5.3 Hepatotoxicity

Hepatic adverse events have been reported in patients receiving an RPV-containing regimen. Patients with underlying hepatitis B or C virus infection, or marked elevations in liver-associated tests prior to treatment, may be at increased risk for worsening or development of liver-associated test elevations with use of ODEFSEY. A few cases of

hepatic toxicity have been reported in adult patients receiving an RPV-containing regimen who had no preexisting hepatic disease or other identifiable risk factors. Appropriate laboratory testing prior to initiating therapy and monitoring for hepatotoxicity during therapy with ODEFSEY is recommended in patients with underlying hepatic disease such as hepatitis B or C, or in patients with marked elevations in liver-associated tests prior to treatment initiation. Liver-associated test monitoring should also be considered for patients without preexisting hepatic dysfunction or other risk factors.

5.4 Depressive Disorders

Depressive disorders (including depressed mood, depression, dysphoria, major depression, mood altered, negative thoughts, suicide attempt, suicidal ideation) have been reported with RPV. Promptly evaluate patients with severe depressive symptoms to assess whether the symptoms are related to ODEFSEY, and to determine whether the risks of continued therapy outweigh the benefits.

In Phase 3 trials of RPV in adult subjects (N=1368) through 96 weeks, the incidence of depressive disorders (regardless of causality, severity) reported among RPV-treated subjects (n=686) was 9%. Most events were mild or moderate in severity. In RPV-treated subjects, the incidence of Grades 3 and 4 depressive disorders (regardless of causality) was 1%, the incidence of discontinuation due to depressive disorders was 1%, and suicidal ideation and suicide attempt was reported in 4 and 2 subjects, respectively.

During the Phase 2 trial in RPV-treated pediatric subjects 12 to less than 18 years of age (N=36), the incidence of depressive disorders (regardless of causality, severity) was 19% (7/36) through 48 weeks. Most events were mild or moderate in severity. The incidence of Grades 3 and 4 depressive disorders (regardless of causality) was 6% (2/36). None of the subjects discontinued due to depressive disorders. Suicidal ideation and suicide attempt were reported in 1 subject.

5.5 New Onset or Worsening Renal Impairment

Postmarketing case of renal impairment, including acute renal failure, proximal renal tubulopathy (PRT), and Fanconi syndrome have been reported with TAF-containing products; while most of these cases were characterized by potential confounders that may have contributed to the reported renal events, it is also possible these factors may have predisposed patients to tenofovir-related adverse events [see *Adverse Reactions (6.1, 6.2)*]. ODEFSEY is not recommended in patients with estimated creatinine clearance of 15 to below 30 mL per minute, or in patients with estimated creatinine clearance below 15 mL per minute who are not receiving chronic hemodialysis.

Patients taking tenofovir prodrugs who have impaired renal function and those taking nephrotoxic agents, including nonsteroidal anti-inflammatory drugs are at increased risk of developing renal-related adverse reactions.

Prior to or when initiating ODEFSEY, and during treatment with ODEFSEY, on a clinically appropriate schedule, assess serum creatinine, estimated creatinine clearance, urine

glucose and urine protein in all patients. In patients with chronic kidney disease, also assess serum phosphorus. Discontinue ODEFSEY in patients who develop clinically significant decreases in renal function or evidence of Fanconi syndrome.

5.6 Risk of Adverse Reactions or Loss of Virologic Response Due to Drug Interactions

The concomitant use of ODEFSEY and other drugs may result in potentially significant drug interactions, some of which may lead to [see *Contraindications (4)*, and *Drug Interactions (7)*]:

- Loss of therapeutic effect of ODEFSEY and possible development of resistance due to reduced exposure of RPV.

In healthy subjects, higher than recommended doses of RPV (75 mg once daily and 300 mg once daily –3 and 12 times the recommended dosages in ODEFSEY, respectively) have been shown to prolong the QTc interval of the electrocardiogram. Consider alternatives to ODEFSEY when coadministered with a drug that is known to have a risk of Torsade de Pointes [see *Drug Interactions (7.2)* and *Clinical Pharmacology (12.2)*].

See Table 3 for steps to prevent or manage these possible and known significant drug interactions, including dosing recommendations [see *Contraindications (4)* and *Drug Interactions (7)*]. Consider the potential for drug interactions prior to and during ODEFSEY therapy and review concomitant medications during ODEFSEY therapy.

5.7 Lactic Acidosis/Severe Hepatomegaly with Steatosis

Lactic acidosis and severe hepatomegaly with steatosis, including fatal cases, have been reported with the use of nucleoside analogs, including emtricitabine, a component of ODEFSEY, and tenofovir DF, another prodrug of tenofovir, alone or in combination with other antiretrovirals. Treatment with ODEFSEY should be suspended in any patient who develops clinical or laboratory findings suggestive of lactic acidosis or pronounced hepatotoxicity (which may include hepatomegaly and steatosis even in the absence of marked transaminase elevations).

5.8 Immune Reconstitution Syndrome

Immune reconstitution syndrome has been reported in patients treated with combination antiretroviral therapy, including FTC and RPV, both components of ODEFSEY. During the initial phase of combination antiretroviral treatment, patients whose immune system responds may develop an inflammatory response to indolent or residual opportunistic infections [such as *Mycobacterium avium* infection, cytomegalovirus, *Pneumocystis jirovecii* pneumonia (PCP), or tuberculosis], which may necessitate further evaluation and treatment.

Autoimmune disorders (such as Graves' disease, polymyositis, Guillain-Barré syndrome, and autoimmune hepatitis) have also been reported to occur in the setting of immune

reconstitution, however, the time to onset is more variable, and can occur many months after initiation of treatment.

6 ADVERSE REACTIONS

The following adverse reactions are discussed in other sections of the labeling:

- Severe Acute Exacerbations of Hepatitis B [see *Warnings and Precautions (5.1)*]
- Skin and Hypersensitivity Reactions [see *Warnings and Precautions (5.2)*]
- Hepatotoxicity [see *Warnings and Precautions (5.3)*]
- Depressive Disorders [see *Warnings and Precautions (5.4)*]
- New Onset or Worsening Renal Impairment [see *Warnings and Precautions (5.5)*]
- Lactic Acidosis/Severe Hepatomegaly with Steatosis [see *Warnings and Precautions (5.7)*]
- Immune Reconstitution Syndrome [see *Warnings and Precautions (5.8)*]

6.1 Clinical Trials Experience

Because clinical trials are conducted under widely varying conditions, adverse reaction rates observed in the clinical trials of a drug (or a drug given in various combinations with other concomitant therapy) cannot be directly compared to rates in the clinical trials of another drug (or drug given in the same or different combination therapy) and may not reflect the rates observed in practice.

Adverse Reactions in Clinical Trials of ODEFSEY in Virologically-Suppressed Adult Subjects with HIV-1 Infection

The safety of ODEFSEY in virologically-suppressed adults is based on Week 48 data from two randomized, double-blinded, active-controlled clinical trials, 1160 and 1216, that enrolled 1505 adult subjects who were virologically-suppressed for at least 6 months. Both trials were designed to compare switching to ODEFSEY to maintaining efavirenz/emtricitabine/tenofovir disoproxil fumarate (EFV/FTC/TDF) or emtricitabine/rilpivirine/tenofovir disoproxil fumarate (FTC/RPV/TDF) in Trials 1160 and 1216, respectively. A total of 754 subjects received one tablet of ODEFSEY daily [see *Clinical Studies (14.1)*].

The most common adverse reactions (all Grades) reported in at least 2% of subjects in the ODEFSEY group across Trials 1216 and 1160 were headache and sleep disturbances (Table 1). Over 98% of the adverse reactions in the ODEFSEY group were of mild to moderate intensity. The proportion of subjects who discontinued treatment with ODEFSEY due to adverse events, regardless of severity, was 2% compared to 1% for FTC/RPV/TDF and 2% for EFV/FTC/TDF.

Table 1 Adverse Reactions^a (All Grades) Reported in $\geq 1\%$ of HIV-1 Infected Virologically-Suppressed Adults in Trial 1160 or Trial 1216 (Week 48 analysis)

Adverse Reaction	Trial 1160		Trial 1216	
	ODEFSEY (N=438)	EFV/FTC/TDF (N=437) ^b	ODEFSEY (N=316)	FTC/RPV/TDF (N=313) ^b
Headache	2%	1%	0	1%
Sleep Disturbances	2%	1%	0	<1%
Flatulence	1%	<1%	<1%	1%
Abnormal Dreams	1%	1%	0	2%
Diarrhea	1%	3%	1%	2%
Nausea	1%	1%	1%	1%

- a. Frequencies of adverse reactions are based on all adverse events attributed to study drugs by the investigator.
- b. Data from Trials 1160 and 1216 do not provide an adequate basis for comparison of adverse reaction incidences between ODEFSEY and the FTC/RPV/TDF and EFV/FTC/TDF groups.

Renal Laboratory Tests

In Trial 1216, the median baseline eGFR was 104 mL per minute for subjects who switched to ODEFSEY from FTC/RPV/TDF (N=316) and the mean serum creatinine decreased by 0.02 mg per dL from baseline to Week 48.

In Trial 1160, the median baseline eGFR was 110 mL per minute for subjects who switched to ODEFSEY from EFV/FTC/TDF (N=438), and the mean serum creatinine increased by 0.1 mg per dL from baseline to Week 48.

Bone Mineral Density Effects

Changes in BMD from baseline to Week 48 were assessed by dual-energy X-ray absorptiometry (DXA) in Trials 1216 and 1160.

In Trial 1216, mean bone mineral density (BMD) increased in subjects who switched to ODEFSEY (1.61% lumbar spine, 1.04% total hip) and remained stable or decreased in subjects who remained on FTC/RPV/TDF (0.08% lumbar spine, -0.25% total hip). BMD declines of 5% or greater at the lumbar spine were experienced by 1.7% of ODEFSEY subjects and 3.0% of FTC/RPV/TDF subjects. BMD declines of 7% or greater at the femoral neck were experienced by 0% of ODEFSEY subjects and 1.2% of FTC/RPV/TDF subjects.

In Trial 1160, mean BMD increased in subjects who switched to ODEFSEY (1.65% lumbar spine, 1.28% total hip) and decreased slightly in subjects who remained on EFV/FTC/TDF (-0.05% lumbar spine, -0.13% total hip). BMD declines of 5% or greater at the lumbar spine were experienced by 2.3% of ODEFSEY subjects and 4.9% of EFV/FTC/TDF subjects. BMD declines of 7% or greater at the femoral neck

were experienced by 1.4% of ODEFSEY subjects and 3.3% of EFV/FTC/TDF subjects. The long-term clinical significance of these BMD changes is not known.

Serum Lipids

Changes from baseline in total cholesterol, HDL-cholesterol, LDL-cholesterol, triglycerides, and total cholesterol to HDL ratio for Trials 1216 and 1160 are presented in Table 2.

Table 2 Lipid Values, Mean Change from Baseline Reported in Subjects Receiving ODEFSEY, FTC/RPV/TDF and EFV/FTC/TDF in Trials 1216 and 1160 at 48 Weeks

	Trial 1216				Trial 1160			
	ODEFSEY N=316 [n=235]		FTC/RPV/TDF N=314 [n=245]		ODEFSEY N=438 [n=295]		EFV/FTC/TDF N=437 [n=308]	
	Baseline mg/dL	Week 48 Change ^{a,b}	Baseline mg/dL	Week 48 Change ^{a,b}	Baseline mg/dL	Week 48 Change ^{a,b}	Baseline mg/dL	Week 48 Change ^{a,b}
Total Cholesterol (fasted)	176	+17	171	0	193	-7	192	-3
HDL-Cholesterol (fasted)	50	+3	48	0	56	-4	55	-2
LDL-Cholesterol (fasted)	111	+13	108	+1	118 ^c	-1 ^c	119	-1
Triglycerides (fasted)	116	+12	119	-9	139	-12	133	+3
Total Cholesterol to HDL Ratio	3.7	+0.2	3.8	+0.1	3.7	+0.2	3.8	0

- The change from baseline is the mean of within-subject changes from baseline for subjects with both baseline and Week 48 values.
- Subjects who received lipid-lowering agents during the treatment period were excluded.
- [n=296] for ODEFSEY group in Study 1160 for LDL-Cholesterol (fasted)

Adverse Reactions in Clinical Trials of RPV-Containing Regimens in Treatment-Naïve Adult Subjects with HIV-1 Infection

In pooled 96-week trials of antiretroviral treatment-naïve HIV-1 infected adult subjects, the most common adverse reactions in subjects treated with RPV+FTC/TDF (N=550) (incidence greater than or equal to 2%, Grades 2–4) were headache, depressive disorders, and insomnia. The proportion of subjects who discontinued treatment with RPV+FTC/TDF due to adverse reactions, regardless of severity, was 2%. The most common adverse reactions that led to discontinuation in this treatment group were psychiatric disorders (1.6%) and rash (0.2%). Although the safety profile was similar in virologically-suppressed adults with HIV-1 infection who were switched to RPV and other antiretroviral drugs, the frequency of adverse events increased by 20% (N=317).

Adverse Reactions in Clinical Trials of FTC+TAF with EVG+COBI in Treatment-Naïve Adult Subjects with HIV-1 Infection

In pooled 48-week trials of antiretroviral treatment-naïve HIV-1 infected adult subjects, the most common adverse reaction in subjects treated with FTC+TAF with EVG+COBI (N=866) (incidence greater than or equal to 10%, all grades) was nausea (10%). In this treatment group, 0.9% of subjects discontinued FTC+TAF with EVG+COBI due to adverse event [see *Clinical Studies (14)*]. Antiretroviral treatment-naïve adult subjects treated with FTC+TAF with EVG+COBI experienced mean increases of 30 mg/dL of total cholesterol, 15 mg/dL of LDL cholesterol, 7 mg/dL of HDL cholesterol and 29 mg/dL of triglycerides after 48 weeks of use.

Renal Laboratory Tests

In two 48-week trials in antiretroviral treatment-naïve HIV-1 infected adults treated with FTC+TAF with elvitegravir (EVG) plus cobicistat (COBI) (N=866) with a median baseline eGFR of 115 mL per minute, mean serum creatinine increased by 0.1 mg per dL from baseline to Week 48.

In clinical trials of FTC+TAF with EVG+COBI in treatment-naïve subjects and in virologically-suppressed subjects switched to FTC+TAF with EVG+COBI with estimated creatinine clearance greater than 50 mL per minute, renal serious adverse events or discontinuations due to renal adverse reactions were encountered in less than 1% of participants treated with FTC+TAF with EVG+COBI.

In a 24-week trial in adults with renal impairment (baseline eGFR 30 to 69 mL per minute) who received FTC+TAF with EVG+COBI (N=248), mean serum creatinine was 1.5 mg per dL at both baseline and Week 24. FTC+TAF with EVG+COBI was permanently discontinued due to worsening renal function in two of 80 (3%) subjects.

Bone Mineral Density Effects

In the pooled analysis of two 48-week trials of antiretroviral treatment-naïve HIV-1 infected adult subjects, bone mineral density (BMD) from baseline to Week 48 was assessed by dual-energy X-ray absorptiometry (DXA). Mean BMD decreased from baseline to Week 48 by -1.30% with FTC+TAF with EVG+COBI at the lumbar spine and -0.66% at the total hip. BMD declines of 5% or greater at the lumbar spine were experienced by 10% of FTC+TAF with EVG+COBI subjects. BMD declines of 7% or greater at the femoral neck were experienced by 7% of FTC+TAF with EVG+COBI subjects. The long-term clinical significance of these BMD changes is not known.

Adverse Reactions in Clinical Trials in Pediatric Subjects with HIV-1 Infection

In an open-label 48-week trial of 36 antiretroviral treatment-naïve HIV-1 infected pediatric subjects 12 to less than 18 years old (weighing at least 32 kg) treated with 25 mg per day of RPV and other antiretrovirals, the most common adverse reactions were headache (19%), depression (19%), somnolence (14%), nausea (11%), dizziness (8%), abdominal pain (8%), vomiting (6%) and rash (6%).

In a 24-week, open-label trial of 23 antiretroviral treatment-naïve HIV-1 infected pediatric subjects aged 12 to less than 18 years old (weighing at least 35 kg) who received FTC+TAF with EVG+COBI, the safety of this combination was similar to that of adults. Among these pediatric subjects, mean BMD increased from baseline to Week 24, +1.7% at the lumbar spine and +0.8% for the total body less head. Mean changes from baseline BMD Z-scores were -0.10 for lumbar spine and -0.11 for total body less head at Week 24. Two subjects had significant (greater than 4%) lumbar spine BMD loss at Week 24.

6.2 Postmarketing Experience

The following adverse reactions have been identified during postmarketing experience in patients receiving RPV or TAF-containing regimens. Because these reactions are reported voluntarily from a population of uncertain size, it is not always possible to reliably estimate their frequency or establish a causal relationship to drug exposure.

Rilpivirine:

Metabolism and Nutrition Disorders

Weight increased

Skin and Subcutaneous Tissue Disorders

Severe skin and hypersensitivity reactions including DRESS (Drug Reaction with Eosinophilia and Systemic Symptoms)

Renal and Urinary Disorders

Nephrotic syndrome

Tenofovir alafenamide:

Skin and Subcutaneous Tissue Disorders

Angioedema, urticaria, and rash

Renal and Urinary Disorders

Acute renal failure, acute tubular necrosis, proximal renal tubulopathy, and Fanconi syndrome

7 DRUG INTERACTIONS

7.1 Not Recommended with Other Antiretroviral Medications

Because ODEFSEY is a complete regimen, coadministration with other antiretroviral medications for the treatment of HIV-1 infection is not recommended.

7.2 Drugs Inducing or Inhibiting CYP3A Enzymes

RPV is primarily metabolized by CYP3A, and drugs that induce or inhibit CYP3A may affect the clearance of RPV [see *Clinical Pharmacology (12.3)*]. Coadministration of RPV and drugs that induce CYP3A may result in decreased plasma concentrations of RPV and loss of virologic response and possible resistance to RPV or to the class of NNRTIs [see *Contraindications (4)*, *Warnings and Precautions (5.6)*, and *Table 3*].

Coadministration of RPV and drugs that inhibit CYP3A may result in increased plasma concentrations of RPV and possible adverse events.

7.3 Drugs Inducing or Inhibiting P-glycoprotein

TAF, a component of ODEFSEY, is a substrate of P-gp, BCRP, OATP1B1, and OATP1B3. Drugs that strongly affect P-gp and BCRP activity may lead to changes in TAF absorption (see *Table 3*). Drugs that induce P-gp activity are expected to decrease the absorption of TAF, resulting in decreased plasma concentration of TAF, which may lead to loss of therapeutic effect of ODEFSEY and development of resistance. Coadministration of ODEFSEY with other drugs that inhibit P-gp and BCRP may increase the absorption and plasma concentration of TAF.

7.4 Drugs Increasing Gastric pH

Coadministration of RPV with drugs that increase gastric pH may decrease plasma concentrations of RPV and lead to loss of virologic response and possible resistance to RPV or to the class of NNRTIs. Use of RPV with proton pump inhibitors is contraindicated

and use of RPV with H₂-receptor antagonists requires staggered administration [see *Contraindications (4) and Table 3*].

7.5 QT Prolonging Drugs

There is limited information available on the potential for a pharmacodynamic interaction between RPV and drugs that prolong the QTc interval. In a study of healthy subjects, higher than recommended doses of RPV, 75 mg once daily and 300 mg once daily (3 times and 12 times recommended daily dose in ODEFSEY) prolonged the QTc interval [see *Warnings and Precautions (5.6) and Clinical Pharmacology (12.2)*]. Consider alternative medications to ODEFSEY in patients taking a drug with a known risk of Torsade de Pointes.

7.6 Drugs Affecting Renal Function

Because FTC and tenofovir are primarily excreted by the kidneys by a combination of glomerular filtration and active tubular secretion, coadministration of ODEFSEY with drugs that reduce renal function or compete for active tubular secretion may increase concentrations of FTC, tenofovir, and other renally eliminated drugs and this may increase the risk of adverse reactions. Some examples of drugs that are eliminated by active tubular secretion include, but are not limited to, acyclovir, cidofovir, ganciclovir, valacyclovir, valganciclovir, aminoglycosides (e.g., gentamicin), and high-dose or multiple NSAIDs [see *Warnings and Precautions (5.5)*].

7.7 Significant Drug Interactions

Table 3 provides a listing of established or potentially clinically significant drug interactions with recommended steps to prevent or manage the drug interaction (the table is not all inclusive). The drug interactions described are based on studies conducted with either ODEFSEY, the components of ODEFSEY (FTC, RPV and TAF) as individual agents, or are predicted drug interactions that may occur with ODEFSEY [see *Clinical Pharmacology (12.3), Tables 8-11*]. For list of contraindicated drugs, [see *Contraindications (4)*].

Table 3 Significant^a Drug Interactions

Concomitant Drug Class: Drug Name	Effect on Concentration ^b	Clinical Comment
Antacids: antacids (e.g., aluminum, magnesium hydroxide, or calcium carbonate)	↔ RPV (antacids taken at least 2 hours before or at least 4 hours after RPV) ↓ RPV (concomitant intake)	Administer antacids at least 2 hours before or at least 4 hours after ODEFSEY.

Concomitant Drug Class: Drug Name	Effect on Concentration^b	Clinical Comment
Anticonvulsants: carbamazepine oxcarbazepine phenobarbital phenytoin	↓ RPV	Coadministration is contraindicated due to potential for loss of virologic response and development of resistance.
Antimycobacterials: rifampin rifapentine	↓ RPV	Coadministration is contraindicated due to potential for loss of virologic response and development of resistance.
Antimycobacterials: rifabutin	↓ RPV ^c ↓ TAF	Coadministration of ODEFSEY with rifabutin is not recommended.
Azole Antifungal Agents: fluconazole itraconazole ketoconazole posaconazole voriconazole	↑ RPV ^{c,d} ↑ TAF ↓ ketoconazole ^{c,d}	No dosage adjustment is required when ODEFSEY is coadministered with azole antifungal agents. Clinically monitor for breakthrough fungal infections when azole antifungals are coadministered with ODEFSEY.
Glucocorticoid (systemic): dexamethasone (more than a single dose)	↓ RPV	Coadministration is contraindicated due to potential for loss of virologic response and development of resistance.
H₂-Receptor Antagonists: cimetidine famotidine nizatidine ranitidine	↔ RPV ^{c,d} (famotidine taken 12 hours before RPV or 4 hours after RPV) ↓ RPV ^{c,d} (famotidine taken 2 hours before RPV)	Administer H ₂ -receptor antagonists at least 12 hours before or at least 4 hours after ODEFSEY.
Herbal Products: St. John's wort (<i>Hypericum perforatum</i>)	↓ RPV	Coadministration is contraindicated due to potential for loss of virologic response and development of resistance.
Macrolide or Ketolide Antibiotics: clarithromycin erythromycin telithromycin	↑ RPV ↔ clarithromycin ↔ erythromycin ↔ telithromycin	Where possible, alternatives such as azithromycin should be considered.
Narcotic Analgesics: methadone	↓ R(-) methadone ^c ↓ S(+) methadone ^c ↔ RPV ^c ↔ methadone ^c (when used with tenofovir)	No dosage adjustments are required when initiating coadministration of methadone with ODEFSEY. However, clinical monitoring is recommended, as methadone maintenance therapy may need to be adjusted in some patients.

Concomitant Drug Class: Drug Name	Effect on Concentration ^b	Clinical Comment
Proton Pump Inhibitors: e.g., dexlansoprazole, esomeprazole, lansoprazole, omeprazole, pantoprazole, rabeprazole	↓ RPV	Coadministration is contraindicated due to potential for loss of virologic response and development of resistance.

- This table is not all inclusive.
- Increase=↑; Decrease=↓; No Effect=↔
- The interaction was evaluated in a clinical study. All other drug interactions shown are predicted.
- This interaction study has been performed with a dose higher than the recommended dose for RPV. The dosing recommendation is applicable to the recommended dose of RPV 25 mg once daily.

7.8 Drugs Without Clinically Significant Interactions with ODEFSEY

Based on drug interaction studies conducted with the fixed dose combination or components of ODEFSEY, no clinically significant drug interactions have been observed when ODEFSEY is combined with the following drugs: acetaminophen, atorvastatin, chlorzoxazone, digoxin, ethinyl estradiol, ledipasvir, metformin, midazolam, norethindrone, norgestimate, sildenafil, simeprevir, sofosbuvir, velpatasvir, and voxilaprevir.

8 USE IN SPECIFIC POPULATIONS

8.1 Pregnancy

Pregnancy Exposure Registry

There is a pregnancy exposure registry that monitors pregnancy outcomes in individuals exposed to ODEFSEY during pregnancy. Healthcare providers are encouraged to register patients by calling the Antiretroviral Pregnancy Registry (APR) at 1-800-258-4263.

Risk Summary

Available data from the APR show no statistically significant difference in the overall risk of major birth defects for emtricitabine (FTC), rilpivirine (RPV) or tenofovir alafenamide (TAF) compared with the background rate for major birth defects of 2.7% in a US reference population of the Metropolitan Atlanta Congenital Defects Program (MACDP) (*see Data*). The rate of miscarriage is not reported in the APR. The estimated background rate of miscarriage in the clinically recognized pregnancies in the U.S. general population is 15-20%.

Based on the experience of HIV-1-infected pregnant individuals who completed a clinical trial through the postpartum period with an RPV-based regimen, no dose adjustments are required for pregnant patients who are already on a stable RPV-containing regimen prior to pregnancy and who are virologically suppressed (HIV-1 RNA less than 50 copies per mL). Lower exposures of RPV were observed during pregnancy compared to the postpartum

period. Therefore, viral load should be monitored closely [see *Data and Clinical Pharmacology* (12.3)].

In animal studies, no adverse developmental effects were observed when the components of ODEFSEY were administered separately during the period of organogenesis at exposures up to 60 and 108 times (mice and rabbits, respectively; FTC), 15 and 70 times (rats and rabbits, respectively; RPV) and equal to and 53 times (rats and rabbits, respectively; TAF) the exposure at the recommended daily dose of these components in ODEFSEY (see *Data*). Likewise, no adverse developmental effects were seen when FTC was administered to mice and RPV was administered to rats through lactation at exposures up to approximately 60 and 63 times, respectively, the exposure at the recommended daily dose of these components in ODEFSEY. No adverse effects were observed in the offspring when TDF was administered through lactation at tenofovir exposures of approximately 14 times the exposure at the recommended daily dosage of ODEFSEY.

Data

Human Data

Prospective reports from the APR of overall major birth defects in pregnancies exposed to drug components of ODEFSEY are compared with a U.S. background major birth defect rate. Methodological limitations of the APR include the use of MACDP as the external comparator group. The MACDP population is not disease-specific, evaluates women and infants from a limited geographic area, and does not include outcomes for births that occurred at less than 20 weeks gestation.

Emtricitabine (FTC):

Based on prospective reports to the APR of over 5,400 exposures to FTC-containing regimens during pregnancy resulting in live births (including over 3,900 exposed in the first trimester and over 1,500 exposed in the second/third trimester), the prevalence of birth defects in live births was 2.6% (95% CI: 2.2% to 3.2%) and 2.7% (95% CI: 1.9% to 3.7%) following first and second/third trimester exposure, respectively, to FTC-containing regimens.

Rilpivirine (RPV):

RPV in combination with a background regimen was evaluated in a clinical trial of 19 HIV-1 infected pregnant subjects during the second and third trimesters and postpartum. Each of the subjects were on an RPV-based regimen at the time of enrollment. Twelve subjects completed the trial through the postpartum period (6-12 weeks after delivery) and pregnancy outcomes are missing for six subjects. The exposure (C_{0h} and AUC) of total RPV was approximately 30 to 40% lower during pregnancy compared with postpartum (6 to 12 weeks). The protein binding of RPV was similar (>99%) during second trimester, third trimester, and postpartum period [see *Clinical Pharmacology* (12.3)]. One subject discontinued the trial following fetal death at 25 weeks gestation due to suspected premature rupture of membranes. Among the 12 subjects who were virologically suppressed at baseline (less than 50 copies/mL), virologic response was preserved in 10 subjects (83.3%) through the third trimester visit and in 9 subjects (75%) through the 6-12

week postpartum visit. Virologic outcomes during the third trimester visit were missing for two subjects who were withdrawn (one subject was nonadherent to the study drug and one subject withdrew consent). Among the 10 infants with HIV test results available, born to 10 HIV-infected pregnant subjects, all had test results that were negative for HIV-1 at the time of delivery and up to 16 weeks postpartum. All 10 infants received antiretroviral prophylactic treatment with zidovudine. RPV was well tolerated during pregnancy and postpartum. There were no new safety findings compared with the known safety profile of RPV in HIV-1-infected adults.

Based on prospective reports to the APR of over 750 exposures to RPV-containing regimens during pregnancy resulting in live births (including over 550 exposed in the first trimester and over 200 exposed in the second/third trimester), the prevalence of birth defects in live births was 1.4% (95% CI: 0.6% to 2.8%) and 1.5% (95% CI: 0.3% to 4.3%) following first and second/third trimester exposure, respectively, to RPV-containing regimens.

Tenofovir Alafenamide (TAF):

Based on prospective reports to the APR of over 660 exposures to TAF-containing regimens during pregnancy resulting in live births (including over 520 exposed in the first trimester and over 130 exposed in the second/third trimester), the prevalence of birth defects in live births was 4.2% (95% CI: 2.6% to 6.3%) and 3.0% (95% CI: 0.8% to 7.5%) following first and second/third trimester exposure, respectively, to TAF-containing regimens.

Animal Data

Emtricitabine: FTC was administered orally to pregnant mice (250, 500, or 1000 mg/kg/day) and rabbits (100, 300, or 1000 mg/kg/day) through organogenesis (on gestation days 6 through 15, and 7 through 19, respectively). No significant toxicological effects were observed in embryo-fetal toxicity studies performed with FTC in mice at exposures (AUC) approximately 60 times higher and in rabbits at approximately 108 times higher than human exposures at the recommended daily dose. In a pre/postnatal development study with FTC, mice were administered doses up to 1000 mg/kg/day; no significant adverse effects directly related to drug were observed in the offspring exposed daily from before birth (*in utero*) through sexual maturity at daily exposures (AUC) of approximately 60-fold higher than human exposures at the recommended daily dose.

Rilpivirine: RPV was administered orally to pregnant rats (40, 120, or 400 mg/kg/day) and rabbits (5, 10, or 20 mg/kg/day) through organogenesis (on gestation days 6 through 17, and 6 through 19, respectively). No significant toxicological effects were observed in embryo-fetal toxicity studies performed with RPV in rats and rabbits at exposures 15 (rats) and 70 (rabbits) times higher than the exposure in humans at the recommended dose of 25 mg once daily. In a pre/postnatal development study with RPV, where rats were administered up to 400 mg/kg/day through lactation, no significant adverse effects directly related to drug were noted in the offspring.

Tenofovir Alafenamide: TAF was administered orally to pregnant rats (25, 100, or 250 mg/kg/day) and rabbits (10, 30, or 100 mg/kg/day) through organogenesis (on gestation days 6 through 17, and 7 through 20, respectively). No adverse embryo-fetal effects were observed in rats and rabbits at TAF exposures similar to (rats) and approximately 53 (rabbits) times higher than the exposure in humans at the recommended daily dose of ODEFSEY. TAF is rapidly converted to tenofovir; the observed tenofovir exposure in rats and rabbits were 59 (rats) and 93 (rabbits) times higher than human tenofovir exposures at the recommended daily doses. Since TAF is rapidly converted to tenofovir and a lower tenofovir exposure in rats and mice was observed after TAF administration compared to tenofovir disoproxil fumarate (TDF, another prodrug for tenofovir) administration, a pre/postnatal development study in rats was conducted only with TDF. Doses up to 600 mg/kg/day were administered through lactation, no adverse effects were observed in the offspring on gestation day 7 [and lactation day 20] at tenofovir exposures of approximately 14 [21] times higher than the exposures in humans at the recommended daily dose of ODEFSEY.

8.2 Lactation

Risk Summary

The Centers for Disease Control and Prevention recommend that HIV-infected mothers not breastfeed their infants, to avoid risking postnatal transmission of HIV.

Based on published data, emtricitabine has been shown to be present in human milk; it is unknown if rilpivirine (RPV) and tenofovir alafenamide (TAF) are present in human milk. RPV is present in rat milk and tenofovir has been shown to be present in the milk of lactating rats and rhesus monkeys after administration of TDF (*see Data*). It is unknown if TAF is present in animal milk.

It is not known if the components of ODEFSEY affect milk production or have effects on the breastfed infant. Because of the potential for (1) HIV transmission (in HIV-negative infants), (2) developing viral resistance (in HIV-positive infants), and (3) adverse reactions in a breastfed infant similar to those seen in adults, instruct mothers not to breastfeed if they are receiving ODEFSEY.

Data

Rilpivirine: In animals, no studies have been conducted to assess the excretion of RPV directly; however, RPV was measured in rat pups which were exposed through the milk of treated dams (dosed up to 400 mg/kg/day).

Tenofovir Alafenamide: Studies in rats and monkeys have demonstrated that tenofovir is excreted in milk. Tenofovir was excreted into the milk of lactating rats following oral administration of TDF (up to 600 mg/kg/day) at up to approximately 24% of the median plasma concentration in the highest dosed animals at lactation day 11. Tenofovir was excreted into the milk of lactating monkeys, following a single subcutaneous (30 mg/kg) dose of tenofovir, at concentrations up to approximately 4% of plasma concentration resulting in exposure (AUC) of approximately 20% of plasma exposure.

8.4 Pediatric Use

The efficacy and safety of ODEFSEY as a complete regimen for the treatment of HIV-1 infection was established in pediatric patients 12 years of age and older with body weight greater than or equal to 35 kg [see *Dosage and Administration (2.2)*]. Use of ODEFSEY in this age group is supported by adequate and well-controlled studies of RPV+FTC+TDF in adults with HIV-1 infection, adequate and well-controlled studies of FTC+TAF with EVG+COBI in adults with HIV-1 infection, and by the following pediatric studies [see *Clinical Studies (14)*]:

- 48-week open-label trial of 36 antiretroviral treatment-naïve HIV-1 infected pediatric subjects 12 to less than 18 years old weighing at least 32 kg treated with 25 mg per day of RPV and other antiretrovirals. The safety and efficacy of RPV administered with other antiretrovirals were similar to that of antiretroviral treatment-naïve HIV-1 infected adults on this regimen [see *Adverse Reactions (6.1) and Clinical Studies (14)*].
- 24-week open-label trial of 23 antiretroviral treatment-naïve HIV-1 infected pediatric subjects 12 to less than 18 years old (weighing at least 35 kg) treated with FTC+TAF with EVG+COBI. The safety and efficacy of FTC+TAF with EVG+COBI were similar to that of antiretroviral treatment-naïve HIV-1 infected adults on this regimen [see *Adverse Reactions (6.1) and Clinical Studies (14)*].

Because it is a fixed-dose combination tablet, the dose of ODEFSEY cannot be adjusted for patients of lower age and weight. The safety and efficacy of ODEFSEY have not been established in pediatric patients weighing less than 35 kg [see *Clinical Pharmacology (12.3)*].

8.5 Geriatric Use

In clinical trials, 80 of the 97 subjects enrolled aged 65 years and over received FTC+TAF with EVG+COBI. No differences in safety or efficacy have been observed between elderly subjects and those between 12 and less than 65 years of age. Clinical trials of RPV did not include sufficient numbers of subjects aged 65 years and over to determine whether they respond differently from younger subjects [see *Clinical Pharmacology (12.3)*].

8.6 Renal Impairment

No dosage adjustment of ODEFSEY is recommended in patients with estimated creatinine clearance greater than or equal to 30 mL per minute. ODEFSEY should be used with caution in adults patients with ESRD (estimated creatinine clearance below 15mL per minute) who are receiving chronic hemodialysis and increased monitoring is recommended for RPV-related adverse effects in patients with ESRD, as RPV concentrations may be increased due to alteration of drug absorption, distribution, and metabolism secondary to renal dysfunction. On days of hemodialysis, administer the daily dose of ODEFSEY after completion of hemodialysis treatment [see *Dosage and Administration (2.4) and Clinical Pharmacology (12.3)*].

ODEFSEY is not recommended in patients with severe renal impairment (estimated creatinine clearance of 15 to below 30 mL per minute), or in patients with ESRD who are not receiving chronic hemodialysis, as the safety of ODEFSEY has not been established in these populations [see *Dosage and Administration (2.4)* and *Clinical Pharmacology (12.3)*].

8.7 Hepatic Impairment

No dosage adjustment of ODEFSEY is recommended in patients with mild (Child-Pugh Class A) or moderate (Child-Pugh Class B) hepatic impairment. ODEFSEY has not been studied in patients with severe hepatic impairment (Child-Pugh Class C) [see *Clinical Pharmacology (12.3)*].

10 OVERDOSAGE

Limited data are available on overdose of the components of ODEFSEY in patients. If overdose occurs, monitor the patient for evidence of toxicity. Treatment of overdose with ODEFSEY consists of general supportive measures including monitoring of vital signs and ECG (QT interval) as well as observation of the clinical status of the patient.

Emtricitabine (FTC): Hemodialysis treatment removes approximately 30% of the FTC dose over a 3-hour dialysis period starting within 1.5 hours of FTC dosing (blood flow rate of 400 mL per minute and a dialysate flow rate of 600 mL per minute). It is not known whether FTC can be removed by peritoneal dialysis.

Rilpivirine (RPV): Human experience of overdose with RPV is limited. There is no specific antidote for overdose with RPV. Since RPV is highly bound to plasma protein, dialysis is unlikely to result in significant removal of RPV.

Tenofovir Alafenamide (TAF): Tenofovir is efficiently removed by hemodialysis with an extraction coefficient of approximately 54%.

11 DESCRIPTION

ODEFSEY (emtricitabine, rilpivirine, and tenofovir alafenamide) is a fixed-dose combination tablet containing emtricitabine (FTC), rilpivirine (RPV), and tenofovir alafenamide (TAF) for oral administration.

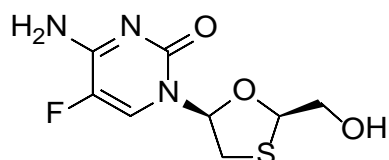
- FTC, a synthetic nucleoside analog of cytidine, is an HIV-1 nucleoside analog reverse transcriptase inhibitor (HIV-1 NRTI).
- RPV is an HIV-1 non-nucleoside reverse transcriptase inhibitor (NNRTI).
- TAF, an HIV-1 NRTI, is converted in vivo to tenofovir, an acyclic nucleoside phosphonate (nucleotide) analog of adenosine 5'-monophosphate.

Each tablet contains 200 mg of FTC, 25 mg of RPV (equivalent to 27.5 of rilpivirine hydrochloride) and 25 mg of TAF (equivalent to 28 mg of tenofovir alafenamide fumarate) and the following inactive ingredients: croscarmellose sodium, lactose monohydrate, magnesium stearate, microcrystalline cellulose, polysorbate 20, and povidone. The tablets

are film-coated with a coating material containing iron oxide black, polyethylene glycol, polyvinyl alcohol, talc, and titanium dioxide.

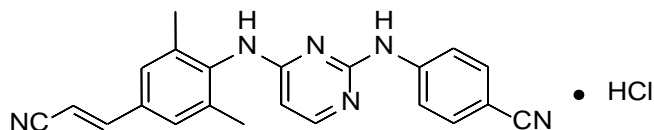
Emtricitabine: The chemical name of FTC is 4-amino-5-fluoro-1-(2*R*-hydroxymethyl-1,3-oxathiolan-5*S*-yl)-(1*H*)-pyrimidin-2-one. FTC is the (-)enantiomer of a thio analog of cytidine, which differs from other cytidine analogs in that it has a fluorine in the 5 position.

FTC has a molecular formula of $C_8H_{10}FN_3O_3S$ and a molecular weight of 247.24 and has the following structural formula:



FTC is a white to off-white powder with a solubility of approximately 112 mg per mL in water at 25 °C.

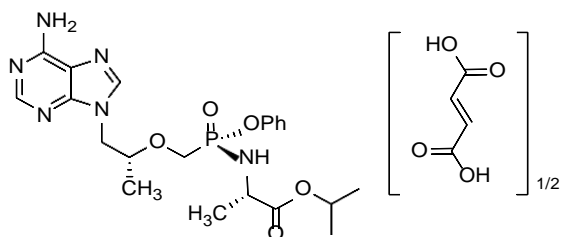
Rilpivirine: The chemical name of rilpivirine hydrochloride drug substance is 4-[[4-[[4-[(*E*)-2-cyanoethenyl]-2,6-dimethylphenyl]amino]-2-pyrimidinyl]amino]benzotrile monohydrochloride. Its molecular formula is $C_{22}H_{18}N_6 \cdot HCl$ and its molecular weight is 402.88. Rilpivirine hydrochloride has the following structural formula:



Rilpivirine hydrochloride is a white to almost white powder. Rilpivirine hydrochloride is practically insoluble in water over a wide pH range.

Tenofovir Alafenamide: The chemical name of tenofovir alafenamide fumarate drug substance is L-alanine, *N*-[(*S*)-[[1(*R*)-2-(6-amino-9*H*-purin-9-yl)-1-methylethoxy]methyl]phenoxyphosphinyl]-, 1-methylethyl ester, (2*E*)-2-butenedioate (2:1).

Tenofovir alafenamide fumarate has an empirical formula of $C_{21}H_{29}O_5N_6P \cdot \frac{1}{2}(C_4H_4O_4)$ and a formula weight of 534.50 and has the following structural formula:



Tenofovir alafenamide fumarate is a white to off-white or tan powder with a solubility of 4.7 mg per mL in water at 20 °C.

12 CLINICAL PHARMACOLOGY

12.1 Mechanism of Action

ODEFSEY is a fixed dose combination of antiretroviral drugs emtricitabine, rilpivirine, and tenofovir alafenamide [see *Microbiology (12.4)*].

12.2 Pharmacodynamics

Cardiac Electrophysiology

When higher than recommended RPV doses of 75 mg (3 times the recommended dosage in ODEFSEY) once daily and 300 mg (12 times the recommended dosage in ODEFSEY) once daily were studied in healthy adults, the maximum mean time-matched (95% upper confidence bound) differences in QTcF interval from placebo after baseline correction were 10.7 (15.3) and 23.3 (28.4) milliseconds, respectively. Steady-state administration of RPV 75 mg once daily and 300 mg once daily resulted in a mean steady-state C_{max} approximately 2.6 times and 6.7 times, respectively, higher than the mean C_{max} observed with the recommended 25 mg once daily dose of RPV [see *Warnings and Precautions (5.6)*].

The effect of RPV at the recommended dose of 25 mg once daily on the QTcF interval was evaluated in a randomized, placebo-, and active- (moxifloxacin 400 mg once daily) controlled crossover study in 60 healthy adults, with 13 measurements over 24 hours at steady state. The maximum mean time-matched (95% upper confidence bound) differences in QTcF interval from placebo after baseline correction was 2 (5) milliseconds (i.e., below the threshold of clinical concern).

In a thorough QT/QTc study in 48 healthy subjects, TAF at the recommended dose and at a dose approximately 5 times the recommended dose, did not affect the QT/QTc interval and did not prolong the PR interval.

The effect of FTC on the QT interval is not known.

12.3 Pharmacokinetics

Absorption, Distribution, Metabolism, and Excretion

The pharmacokinetic properties of the components of ODEFSEY are provided in Table 4. The multiple dose pharmacokinetic parameters of FTC, RPV and TAF and its metabolite tenofovir are provided in Table 5.

Table 4 Pharmacokinetic Properties of the Components of ODEFSEY

	Rilpivirine	Emtricitabine	Tenofovir Alafenamide
Absorption			
T _{max} (h)	4	3	1
Effect of moderate fat meal (relative to fasting) ^a	AUC Ratio = 1.13 (1.03, 1.23)	AUC Ratio = 0.91 (0.89, 0.93)	AUC Ratio = 1.45 (1.33, 1.58)
Effect of high fat meal (relative to fasting) ^a	AUC Ratio = 1.72 (1.49, 1.99)	AUC Ratio = 0.88 (0.85, 0.90)	AUC Ratio = 1.53 (1.39, 1.69)
Distribution			
% Bound to human plasma proteins	~99	<4	~80
Source of protein binding data	In vitro	In vitro	Ex vivo
Blood-to-plasma ratio	0.7	0.6	1.0
Metabolism			
Metabolism	CYP3A	Not significantly metabolized	Cathepsin A ^b (PBMCs) CES1 (hepatocytes) CYP3A (minimal)
Elimination			
Major route of elimination	Metabolism	Glomerular filtration and active tubular secretion	Metabolism (>80% of oral dose)
t _{1/2} (h) ^c	50	10	0.51
% Of dose excreted in urine ^d	6	70	<1
% Of dose excreted in feces ^d	85	13.7	31.7

PBMCs = peripheral blood mononuclear cells; CES1 = carboxylesterase 1.

a. Values refer to geometric mean ratio [fed/ fasted] in PK parameters and (90% confidence interval). High-calorie/high-fat meal = ~800 kcal, 50% fat. Moderate-fat meal = ~600 kcal, 27% fat.

b. In vivo, TAF is hydrolyzed within cells to form tenofovir (major metabolite), which is phosphorylated to the active metabolite, tenofovir diphosphate. In vitro studies have shown that TAF is metabolized to tenofovir by cathepsin A in PBMCs and macrophages; and by CES1 in hepatocytes. Upon coadministration with the moderate CYP3A inducer probe efavirenz, TAF exposure was unaffected.

c. t_{1/2} values refer to median terminal plasma half-life. Note that the pharmacologically active metabolite, tenofovir diphosphate, has a half-life of 150-180 hours within PBMCs.

d. Dosing in mass balance studies: FTC (single dose administration of [¹⁴C] emtricitabine after multiple dosing of emtricitabine for ten days); TAF (single dose administration of [¹⁴C] tenofovir alafenamide).

Table 5 Multiple Dose Pharmacokinetic Parameters of Emtricitabine, Rilpivirine, Tenofovir Alafenamide and its Metabolite Tenofovir Following Oral Administration with a Meal in HIV-Infected Adults

Parameter Mean (CV%)	Emtricitabine ^a	Rilpivirine ^b	Tenofovir Alafenamide ^c	Tenofovir ^d
C _{max} (microgram per mL)	2.1 (20.2)	NA	0.16 (51.1)	0.02 (26.1)
AUC _{tau} (microgram•hour per mL)	11.7 (16.6)	2.2 (38.1)	0.21 (71.8)	0.29 (27.4)
C _{trough} (microgram per mL)	0.10 (46.7)	0.08 (44.3)	NA	0.01 (28.5)

CV = Coefficient of Variation; NA = Not Applicable

a. From Intensive PK analysis in a phase 2 trial in HIV infected adults treated with FTC+TAF with EVG+COBI (n=19).

b. From Population PK analysis in a trial of treatment-naïve adults with HIV-1 infection treated with RPV (n=679).

c. From Population PK analysis in two trials of treatment-naïve adults with HIV-1 infection treated within EVG+COBI+FTC+TAF (n=539).

d. From Population PK analysis in two trials of treatment-naïve adults with HIV-1 infection treated with EVG+COBI+FTC+TAF (n=841).

Specific Populations

Geriatric Patients

The pharmacokinetics of FTC and TAF have not been fully evaluated in the elderly (65 years of age and older). Population pharmacokinetics analysis of HIV-infected subjects in Phase 2 and Phase 3 trials of FTC+TAF with EVG+COBI showed that age did not have a clinically relevant effect on exposures of TAF up to 75 years of age.

The pharmacokinetics of RPV have not been fully evaluated in the elderly (65 years of age and older) [see *Use in Specific Populations (8.5)*].

Pediatric Patients

Exposures of TAF in 24 pediatric subjects with HIV-1 infection aged 12 to less than 18 years who received FTC+TAF with EVG+COBI were decreased (23% for TAF AUC) compared to exposures achieved in treatment-naïve adults following administration of FTC+TAF with EVG+COBI. These exposure differences are not thought to be clinically significant based on exposure-response relationships. FTC exposures were similar in adolescents compared to treatment-naïve adults. The PK of RPV in antiretroviral HIV-1-infected pediatric subjects 12 to less than 18 years of age who received RPV 25 mg once daily were comparable to those in HIV-1 infected adults. As in adults, there was no impact of body weight on RPV PK in pediatric subjects [see *Use In Specific Populations (8.4)*].

Race and Gender

No clinically significant changes in the pharmacokinetics of the components of ODEFSEY have been observed based on race or gender.

Patients with Renal Impairment

Rilpivirine: Population pharmacokinetic analysis indicated that RPV exposure was similar in HIV-1 infected subjects with eGFR 60 to 89 mL per minute by Cockcroft-Gault method relative to HIV-1 infected subjects with normal renal function. There is limited or no information regarding the pharmacokinetics of RPV in patients with moderate or severe renal impairment or in patients with end-stage renal disease [see *Use in Specific Populations (8.6)*].

Emtricitabine and Tenofovir Alafenamide: The pharmacokinetics of FTC+TAF with EVG+COBI in HIV-1 infected subjects with renal impairment (eGFR 30 to 69 mL per minute by Cockcroft-Gault method), and in HIV-1 infected subjects with ESRD (estimated creatinine clearance of less than 15 mL per minute by Cockcroft-Gault method) receiving chronic hemodialysis were evaluated in subsets of virologically-suppressed subjects in open-label trials. The pharmacokinetics of TAF were similar among healthy subjects, subjects with mild or moderate renal impairment, and subjects with ESRD receiving chronic hemodialysis; increases in FTC and TFV exposures in subjects with renal impairment were not considered clinically relevant (Table 6).

Table 6 Pharmacokinetics of FTC and a Metabolite of TAF (Tenofovir) in HIV-Infected Adults with Renal Impairment as Compared to Subjects with Normal Renal Function

Estimated Creatinine Clearance ^a	AUC _{tau} (microgram-hour per mL) Mean (CV%)			
	≥90 mL per minute (N=18) ^b	60–89 mL per minute (N=11) ^c	30–59 mL per minute (N=18) ^d	<15 mL per minute (N=12) ^e
Emtricitabine	11.4 (11.9)	17.6 (18.2)	23.0 (23.6)	62.9 (48.0) ^f
Tenofovir	0.32 (14.9)	0.46 (31.5)	0.61 (28.4)	8.72 (39.4) ^g

a. By Cockcroft-Gault method.

b. From a phase 2 trial in HIV-infected adults with normal renal function treated with FTC+TAF with EVG+COBI.

c. These subjects had an eGFR ranging from 60 to 69 mL per minute.

d. From a phase 3 trial in HIV infected adults with renal impairment treated with FTC+TAF with EVG+COBI.

e. From a phase 3 trial in HIV infected adults with ESRD receiving chronic hemodialysis treated with FTC+TAF with EVG+COBI; PK assessed prior to hemodialysis following 3 consecutive daily doses of FTC+TAF with EVG+COBI.

f. N=11.

g. N=10.

Patients with Hepatic Impairment

Emtricitabine: The pharmacokinetics of FTC have not been studied in subjects with hepatic impairment; however, FTC is not significantly metabolized by liver enzymes, so the impact of hepatic impairment should be limited.

Rilpivirine: In a study comparing 8 subjects with mild hepatic impairment (Child-Pugh score A) to 8 matched controls and 8 subjects with moderate hepatic impairment (Child-Pugh score B) to 8 matched controls, the multiple-dose exposure of RPV was 47% higher in subjects with mild hepatic impairment and 5% higher in subjects with moderate hepatic impairment [see *Use in Specific Populations (8.7)*].

Tenofovir Alafenamide: Clinically relevant changes in the pharmacokinetics of tenofovir alafenamide or its metabolite tenofovir were not observed in subjects with mild, moderate, (Child-Pugh A and B) or severe hepatic impairment (Child-Pugh C) [see *Use in Specific Populations (8.7)*].

Hepatitis B and/or Hepatitis C Virus Coinfection

The pharmacokinetics of FTC and TAF have not been fully evaluated in subjects coinfecting with hepatitis B and/or C virus. Population pharmacokinetic analysis indicated that hepatitis B and/or C virus coinfection had no clinically relevant effect on the exposure of RPV.

Pregnancy and Postpartum

Rilpivirine: The exposure (C_{0h} and AUC_{24h}) to total RPV after intake of RPV 25 mg once daily as part of an antiretroviral regimen was 30 to 40% lower during pregnancy (similar for the second and third trimester), compared with postpartum (see Table 7). However, the exposure during pregnancy was not significantly different from exposures obtained in Phase 3 trials of RPV-containing regimens. Based on the exposure-response relationship for RPV, this decrease is not considered clinically relevant in patients who are virologically suppressed. The protein binding of RPV was similar (>99%) during the second trimester, third trimester, and postpartum.

Table 7 Pharmacokinetic Results of Total Rilpivirine After Administration of Rilpivirine 25 mg Once Daily as Part of an Antiretroviral Regimen, During the 2nd Trimester of Pregnancy, the 3rd Trimester of Pregnancy and Postpartum

Pharmacokinetics of total rilpivirine (mean ± SD, t _{max} : median [range])	Postpartum (6-12 Weeks) (n=11)	2nd Trimester of pregnancy (n=15)	3rd Trimester of pregnancy (n=13)
C _{0h} , ng/mL	111 ± 69.2	65.0 ± 23.9	63.5 ± 26.2
C _{min} , ng/mL	84.0 ± 58.8	54.3 ± 25.8	52.9 ± 24.4
C _{max} , ng/mL	167 ± 101	121 ± 45.9	123 ± 47.5
t _{max} , h	4.00 (2.03-25.08)	4.00 (1.00-9.00)	4.00 (2.00-24.93)
AUC _{24h} , ng.h/mL	2714 ± 1535	1792 ± 711	1762 ± 662

Drug Interaction Studies

Rilpivirine: RPV is primarily metabolized by CYP3A, and drugs that induce or inhibit CYP3A may thus affect the clearance of RPV.

RPV at a dose of 25 mg once daily is not likely to have a clinically relevant effect on the exposure of medicinal products metabolized by CYP enzymes.

TAF is not an inhibitor of CYP1A2, CYP2B6, CYP2C8, CYP2C9, CYP2C19, CYP2D6, or UGT1A1. TAF is a weak inhibitor of CYP3A in vitro. TAF is not an inhibitor or inducer of CYP3A in vivo.

The drug interaction studies described in Tables 8-11 were conducted with ODEFSEY (FTC/RPV/TAF) or the components of ODEFSEY (FTC, RPV, or TAF) administered individually.

The effects of coadministered drugs on the exposures of RPV and TAF are shown in Tables 8 and 9, respectively. The effects of RPV and TAF on the exposure of coadministered drugs are shown in Tables 10 and 11, respectively. For information regarding clinical recommendations, see *Drug Interactions (7)*.

Table 8 Changes in Pharmacokinetic Parameters for RPV in the Presence of Coadministered Drugs in Healthy Subjects

Coadministered Drug	Dose/Schedule		N	Mean Ratio of RPV Pharmacokinetic Parameters With/Without Coadministered Drug (90% CI); No Effect = 1.00		
	Coadministered Drug (mg)	RPV (mg)		C _{max}	AUC	C _{min}
Acetaminophen	500 single dose	150 once daily ^a	16	1.09 (1.01, 1.18)	1.16 (1.10, 1.22)	1.26 (1.16, 1.38)
Atorvastatin	40 once daily	150 once daily ^a	16	0.91 (0.79, 1.06)	0.90 (0.81, 0.99)	0.90 (0.84, 0.96)
Chlorzoxazone	500 single dose taken 2 hours after RPV	150 once daily ^a	16	1.17 (1.08, 1.27)	1.25 (1.16, 1.35)	1.18 (1.09, 1.28)
Ethinylestradiol/ Norethindrone	0.035 once daily /1 mg once daily	25 once daily ^b	15	↔ ^c	↔ ^c	↔ ^c
Famotidine	40 single dose taken 12 hours before RPV	150 single dose ^a	24	0.99 (0.84, 1.16)	0.91 (0.78, 1.07)	NA
Famotidine	40 single dose taken 2 hours before RPV	150 single dose ^a	23	0.15 (0.12, 0.19)	0.24 (0.20, 0.28)	NA
Famotidine	40 single dose taken 4 hours after RPV	150 single dose ^a	24	1.21 (1.06, 1.39)	1.13 (1.01, 1.27)	NA
Ketoconazole	400 once daily	150 once daily ^a	15	1.30 (1.13, 1.48)	1.49 (1.31, 1.70)	1.76 (1.57, 1.97)
Methadone	60-100 once daily, individualized dose	25 once daily ^b	12	↔ ^c	↔ ^c	↔ ^c
Ledipasvir/ Sofosbuvir	90/400 once daily	25 once daily ^d	42	0.97 (0.92, 1.02)	0.95 (0.91, 0.98)	0.93 (0.89, 0.97)
Omeprazole	20 once daily	25 single dose ^b	15	0.30 (0.24, 0.38)	0.35 (0.28, 0.44)	NA
Rifabutin	300 once daily	25 once daily ^b	18	0.69 (0.62, 0.76)	0.58 (0.52, 0.65)	0.52 (0.46, 0.59)
Rifampin	600 once daily	150 once daily ^a	16	0.31 (0.27, 0.36)	0.20 (0.18, 0.23)	0.11 (0.10, 0.13)

Coadministered Drug	Dose/Schedule		N	Mean Ratio of RPV Pharmacokinetic Parameters With/Without Coadministered Drug (90% CI); No Effect = 1.00		
	Coadministered Drug (mg)	RPV (mg)		C _{max}	AUC	C _{min}
Simeprevir	25 once daily	150 once daily ^b	23	1.04 (0.95, 1.30)	1.12 (1.05, 1.19)	1.25 (1.16, 1.35)
Sildenafil	50 single dose	75 once daily ^a	16	0.92 (0.85, 0.99)	0.98 (0.92, 1.05)	1.04 (0.98, 1.09)
Sofosbuvir/ velpatasvir	400/100 once daily	10 once daily ^e	24	0.93 (0.88, 0.98)	0.95 (0.90, 1.00)	0.96 (0.90, 1.03)
Sofosbuvir/velpatasvir/ voxilaprevir	400/100/100 + 100 voxilaprevir ^f once daily	25 once daily ^d	30	0.79 (0.74, 0.84)	0.80 (0.76, 0.85)	0.82 (0.77, 0.87)

CI=Confidence Interval; N=maximum number of subjects with data; NA=Not Available; ↔=no change

a. 25 mg, 75 mg, and 150 mg of RPV is 1, 3, and 6 times the recommended dose of RPV in ODEFSEY, respectively.

b. Study conducted with RPV.

c. Comparison based on historic controls.

d. Study conducted with ODEFSEY (FTC/RPV/TAF).

e. Study conducted with FTC/RPV/TDF.

f. Study conducted with additional voxilaprevir 100 mg to achieve voxilaprevir exposures expected in HCV-infected patients.

Table 9 Changes in Pharmacokinetic Parameters for TAF in the Presence of the Coadministered Drug^a in Healthy Subjects

Coadministered Drug	Dose of Coadministered Drug (mg)	TAF (mg)	N	Mean Ratio of Tenofovir Alafenamide Pharmacokinetic Parameters (90% CI); No Effect = 1.00		
				C _{max}	AUC	C _{min}
Cobicistat ^b	150 once daily	8 once daily	12	2.83 (2.20, 3.65)	2.65 (2.29, 3.07)	NA
Ledipasvir/ Sofosbuvir	90/400 once daily	25 once daily ^c	42	1.03 (0.94, 1.14)	1.32 (1.25, 1.40)	NA
Sofosbuvir/ velpatasvir/ voxilaprevir	400/100/100 + 100 voxilaprevir ^d once daily	25 once daily ^c	30	1.32 (1.17, 1.48)	1.52 (1.43, 1.61)	NA

CI=Confidence Interval; N=maximum number of subjects with data; NA=Not Available

a. All interaction studies conducted in healthy volunteers.

b. Increases TAF exposure via inhibition of intestinal P-glycoprotein.

c. Study conducted with ODEFSEY (FTC/RPV/TAF).

d. Study conducted with additional voxilaprevir 100 mg to achieve voxilaprevir exposures expected in HCV-infected patients.

Table 10 Changes in Pharmacokinetic Parameters for Coadministered Drugs in the Presence of RPV in Healthy Subjects

Coadministered Drug	Dose/Schedule		N	Mean Ratio of Coadministered Drug Pharmacokinetic Parameters With/Without RPV (90% CI); No Effect = 1.00		
	Coadministered Drug (mg)	RPV (mg)		C _{max}	AUC	C _{min}
Acetaminophen	500 single dose	150 once daily ^a	16	0.97 (0.86, 1.10)	0.92 (0.85, 0.99)	NA
Atorvastatin	40 once daily	150 once daily ^a	16	1.35 (1.08, 1.68)	1.04 (0.97, 1.12)	0.85 (0.69, 1.03)
2-hydroxy-atorvastatin				1.58 (1.33, 1.87)	1.39 (1.29, 1.50)	1.32 (1.10, 1.58)
4-hydroxy-atorvastatin				1.28 (1.15, 1.43)	1.23 (1.13, 1.33)	NA
Chlorzoxazone	500 single dose taken 2 hours after RPV	150 once daily ^a	16	0.98 (0.85, 1.13)	1.03 (0.95, 1.13)	NA
Digoxin	0.5 single dose	25 once daily ^b	22	1.06 (0.97, 1.17)	0.98 (0.93, 1.04) ^c	NA
Ethinylestradiol	0.035 once daily	25 once daily ^b	17	1.17 (1.06, 1.30)	1.14 (1.10, 1.19)	1.09 (1.03, 1.16)
Norethindrone	1 mg once daily			0.94 (0.83, 1.06)	0.89 (0.84, 0.94)	0.99 (0.90, 1.08)
Ketoconazole	400 once daily	150 once daily ^a	14	0.85 (0.80, 0.90)	0.76 (0.70, 0.82)	0.34 (0.25, 0.46)
Ledipasvir	90 once daily	25 once daily ^d	41	1.01 (0.97, 1.05)	1.02 (0.97, 1.06)	1.02 (0.98, 1.07)
Sofosbuvir	400 once daily	25 once daily ^d	41	0.96 (0.89, 1.04)	1.05 (1.01, 1.09)	NA
GS-331007 ^f				1.08 (1.05, 1.11)	1.08 (1.06, 1.10)	1.10 (1.07, 1.12)

Coadministered Drug	Dose/Schedule		N	Mean Ratio of Coadministered Drug Pharmacokinetic Parameters With/Without RPV (90% CI); No Effect = 1.00		
	Coadministered Drug (mg)	RPV (mg)		C _{max}	AUC	C _{min}
R(-) methadone S(+) methadone	60-100 once daily, individualized dose	25 once daily ^b	13	0.86 (0.78, 0.95)	0.84 (0.74, 0.95)	0.78 (0.67, 0.91)
				0.87 (0.78, 0.97)	0.84 (0.74, 0.96)	0.79 (0.67, 0.92)
Metformin	850 single dose	25 once daily ^b	20	1.02 (0.95, 1.10)	0.97 (0.90, 1.06) ^e	NA
Rifampin 25-desacetyl-rifampin	600 once daily	150 once daily ^a	16	1.02 (0.93, 1.12)	0.99 (0.92, 1.07)	NA
				1.00 (0.87, 1.15)	0.91 (0.77, 1.07)	NA
Simeprevir	150 once daily	25 once daily ^b	21	1.10 (0.97, 1.26)	1.06 (0.94, 1.19)	0.96 (0.83, 1.11)
Sildenafil N-desmethyl-sildenafil	50 single dose	75 once daily ^a	16	0.93 (0.80, 1.08)	0.97 (0.87, 1.08)	NA
				0.90 (0.80, 1.02)	0.92 (0.85, 0.99) ^c	NA
Sofosbuvir GS-331007 ^f	400 once daily	25 once daily ^g	24	1.09 (0.95, 1.25)	1.16 (1.10, 1.24)	NA
				0.96 (0.90, 1.01)	1.04 (1.00, 1.07)	1.12 (1.07, 1.17)
Velpatasvir	100 once daily	25 once daily ^g	24	0.96 (0.85, 1.10)	0.99 (0.88, 1.11)	1.02 (0.91, 1.15)
Sofosbuvir GS-331007 ^f	400 once daily	25 once daily ^d	30	0.95 (0.86, 1.05)	1.01 (0.97, 1.06)	NA
				1.02 (0.98, 1.06)	1.04 (1.01, 1.06)	NA
Velpatasvir	100 once daily	25 once daily ^d	30	1.05 (0.96, 1.16)	1.01 (0.94, 1.07)	1.01 (0.95, 1.09)
Voxilaprevir	100 + 100 once daily	25 once daily ^d	30	0.96 (0.84, 1.11)	0.94 (0.84, 1.05)	1.02 (0.92, 1.12)

CI=Confidence Interval; N=maximum number of subjects with data; NA=Not Available

a. 25 mg, 75 mg, and 150 mg of RPV is 1, 3, and 6 times the recommended dose of RPV in ODEFSEY, respectively.

b. Study conducted with RPV.

- c. $AUC_{(0-last)}$.
- d. Study conducted with ODEFSEY (FTC/RPV/TAF).
- e. N (maximum number of subjects with data for $AUC_{(0-\infty)}$)=15)
- f. The predominant circulating nucleoside metabolite of sofosbuvir.
- g. Study conducted with FTC/RPV/TDF.

Table 11 Changes in Pharmacokinetic Parameters for Coadministered Drug in the Presence of TAF in Healthy Subjects

Coadministered Drug	Dose of Coadministered Drug (mg)	TAF (mg)	N	Mean Ratio of Coadministered Drug Pharmacokinetic Parameters (90% CI); No Effect = 1.00		
				C_{max}	AUC	C_{min}
Midazolam ^a	2.5 single dose, orally	25 once daily ^b	18	1.02 (0.92, 1.13)	1.13 (1.04, 1.23)	NA
	1 single dose, IV			0.99 (0.89, 1.11)	1.08 (1.04, 1.13)	NA
Ledipasvir ^c	90/400 once daily	25 once daily ^c	41	1.01 (0.97, 1.05)	1.02 (0.97, 1.06)	1.02 (0.98,1.07)
Sofosbuvir ^c				0.96 (0.89, 1.04)	1.05 (1.01, 1.09)	NA
GS-331007 ^{c,d}				1.08 (1.05, 1.11)	1.08 (1.06, 1.10)	1.10 (1.07, 1.12)
Norelgestromin	norgestimate 0.180/0.215/0.250 once daily/ethinyl estradiol 0.025 once daily	25 once daily ^e	29	1.17 (1.07,1.26)	1.12 (1.07, 1.17)	1.16 (1.08,1.24)
Norgestrel				1.10 (1.02, 1.18)	1.09 (1.01, 1.18)	1.11 (1.03,1.20)
Ethinyl estradiol				1.22 (1.15, 1.29)	1.11 (1.07, 1.16)	1.02 (0.93,1.12)
Sofosbuvir	400 once daily	25 once daily ^c	30	0.95 (0.86, 1.05)	1.01 (0.97, 1.06)	NA
GS-331007 ^d				1.02 (0.98, 1.06)	1.04 (1.01, 1.06)	NA
Velpatasvir	100 once daily			1.05 (0.96, 1.16)	1.01 (0.94, 1.07)	1.01 (0.95,1.09)
Voxilaprevir	100 + 100 once daily			0.96 (0.84, 1.11)	0.94 (0.84, 1.05)	1.02 (0.92,1.12)

CI=Confidence Interval; N=maximum number of subjects with data; NA=Not Available

- a. A sensitive CYP3A4 substrate.
- b. Study conducted with TAF.
- c. Study conducted with ODEFSEY (FTC/RPV/TAF).
- d. The predominant circulating nucleoside metabolite of sofosbuvir.
- e. Study conducted with FTC/TAF.

12.4 Microbiology

Mechanism of Action

Emtricitabine: FTC, a synthetic nucleoside analog of cytidine, is phosphorylated by cellular enzymes to form emtricitabine 5'-triphosphate. Emtricitabine 5'-triphosphate inhibits the activity of the HIV-1 reverse transcriptase (RT) by competing with the natural substrate deoxycytidine 5'-triphosphate and by being incorporated into nascent viral DNA which results in chain termination. Emtricitabine 5'-triphosphate is a weak inhibitor of mammalian DNA polymerases α , β , ϵ , and mitochondrial DNA polymerase γ .

Rilpivirine: RPV is a diarylpyrimidine non-nucleoside reverse transcriptase inhibitor of HIV-1 and inhibits HIV-1 replication by non-competitive inhibition of HIV-1 RT. RPV does not inhibit the human cellular DNA polymerases α , β , and mitochondrial DNA polymerase γ .

Tenofovir Alafenamide: TAF is a phosphoramidate prodrug of tenofovir (2'-deoxyadenosine monophosphate analog). Plasma exposure to TAF allows for permeation into cells and then TAF is intracellularly converted to tenofovir through hydrolysis by cathepsin A. Tenofovir is subsequently phosphorylated by cellular kinases to the active metabolite tenofovir diphosphate. Tenofovir diphosphate inhibits HIV-1 replication through incorporation into viral DNA by the HIV reverse transcriptase, which results in DNA chain termination.

Tenofovir has activity against human immunodeficiency virus (HIV-1). Cell culture studies have shown that both tenofovir and FTC can be fully phosphorylated when combined in cells. Tenofovir diphosphate is a weak inhibitor of mammalian DNA polymerases that include mitochondrial DNA polymerase γ and there is no evidence of toxicity to mitochondria cell culture.

Antiviral Activity in Cell Culture

Emtricitabine, Rilpivirine, and Tenofovir Alafenamide: The combinations of FTC, RPV, and TAF were not antagonistic with each other in cell culture combination antiviral activity assays. In addition, FTC, RPV, and TAF were not antagonistic with a panel of representatives from the major classes of approved anti-HIV agents (NNRTIs, NRTIs, INSTIs, and PIs).

Emtricitabine: The antiviral activity of FTC against laboratory and clinical isolates of HIV-1 was assessed in T lymphoblastoid cell lines, the MAGI-CCR5 cell line, and primary peripheral blood mononuclear cells (PBMCs). The EC_{50} values for FTC were in the range of 0.0013–0.64 microM. FTC displayed antiviral activity in cell culture against HIV-1 clades A, B, C, D, E, F, and G (EC_{50} values ranged from 0.007–0.075 microM) and showed strain-specific activity against HIV-2 (EC_{50} values ranged from 0.007–1.5 microM).

Rilpivirine: RPV exhibited activity against laboratory strains of wild-type HIV-1 in an acutely infected T-cell line with a median EC_{50} value for HIV-1_{IIIB} of 0.73 nM. RPV demonstrated limited activity in cell culture against HIV-2 with a median EC_{50} value of 5220 nM (range 2510–10,830 nM). RPV demonstrated antiviral activity against a broad panel of HIV-1 group M (subtype A, B, C, D, F, G, H) primary isolates with EC_{50} values ranging from 0.07–

1.01 nM and was less active against group O primary isolates with EC₅₀ values ranging from 2.88–8.45 nM.

Tenofovir Alafenamide: The antiviral activity of TAF against laboratory and clinical isolates of HIV-1 subtype B was assessed in lymphoblastoid cell lines, PBMCs, primary monocyte/macrophage cells and CD4-T lymphocytes. The EC₅₀ values for TAF ranged from 2.0–14.7 nM.

TAF displayed antiviral activity in cell culture against all HIV-1 groups (M, N, O), including sub-types A, B, C, D, E, F, and G (EC₅₀ values ranged from 0.10–12.0 nM) and strain specific activity against HIV-2 (EC₅₀ values ranged from 0.91–2.63 nM).

Resistance

In Cell Culture

Emtricitabine: HIV-1 isolates with reduced susceptibility to FTC were selected in cell culture. Reduced susceptibility to FTC was associated with M184V or I substitutions in HIV-1 RT.

Rilpivirine: RPV-resistant strains were selected in cell culture starting from wild-type HIV-1 of different origins and subtypes as well as NNRTI-resistant HIV-1. The frequently observed amino acid substitutions that emerged and conferred decreased phenotypic susceptibility to RPV included: L100I, K101E, V106I and A, V108I, E138K and G, Q, R, V179F and I, Y181C and I, V189I, G190E, H221Y, F227C, and M230I and L.

Tenofovir Alafenamide: HIV-1 isolates with reduced susceptibility to TAF were selected in cell culture. HIV-1 isolates selected by TAF expressed a K65R substitution in HIV-1 RT, sometimes in the presence of S68N or L429I substitutions; in addition, a K70E substitution in HIV-1 RT was observed.

In Clinical Trials

In HIV-1-Infected Subjects With No Antiretroviral Treatment History

Emtricitabine and Tenofovir Alafenamide: The resistance profile of ODEFSEY for the treatment of HIV-1 infection is based on studies of FTC+TAF with EVG+COBI in the treatment of HIV-1 infection. In a pooled analysis of antiretroviral-naïve subjects, genotyping was performed on plasma HIV-1 isolates from all subjects with HIV-1 RNA greater than 400 copies per mL at confirmed virologic failure, at Week 48, or at time of early study drug discontinuation. Genotypic resistance developed in 7 of 14 evaluable subjects. The resistance-associated substitutions that emerged were M184V/I (N=7) and K65R (N=1). Three subjects had virus with emergent R, H, or E at the polymorphic Q207 residue in reverse transcriptase.

Rilpivirine: In the Week 96 pooled resistance analysis for adult subjects receiving RPV or efavirenz in combination with FTC/TDF, the emergence of resistance was greater among subjects' viruses in the RPV+FTC/TDF arm compared to the

efavirenz+FTC/TDF arm and was dependent on baseline viral load. In the Week 96 resistance analysis, 14% (77/550) of the subjects in the RPV+FTC/TDF arm and 8% (43/546) of the subjects in the efavirenz+FTC/TDF arm qualified for resistance analysis; 61% (47/77) of the subjects who qualified for resistance analysis (resistance-analysis subjects) in the RPV+FTC/TDF arm had virus with genotypic and/or phenotypic resistance to RPV compared to 42% (18/43) of the resistance-analysis subjects in the efavirenz+FTC/TDF arm who had genotypic and/or phenotypic resistance to efavirenz. Moreover, genotypic and/or phenotypic resistance to emtricitabine or tenofovir emerged in viruses from 57% (44/77) of the resistance-analysis subjects in the RPV arm compared to 26% (11/43) in the efavirenz arm.

Emerging NNRTI substitutions in the RPV resistance analysis of subjects' viruses included V90I, K101E/P/T, E138K/A/Q/G, V179I/L, Y181C/I, V189I, H221Y, F227C/L, and M230L, which were associated with an RPV phenotypic fold change range of 2.6–621. The E138K substitution emerged most frequently during RPV treatment, commonly in combination with the M184I substitution. The emtricitabine and lamivudine resistance-associated substitutions M184I or V and NRTI resistance-associated substitutions (K65R/N, A62V, D67N/G, K70E, Y115F, K219E/R) emerged more frequently in the RPV resistance-analysis subjects than in efavirenz resistance-analysis subjects.

NNRTI- and NRTI-resistance substitutions emerged less frequently in the resistance analysis of viruses from subjects with baseline viral loads of less than or equal to 100,000 copies/mL compared to viruses from subjects with baseline viral loads of greater than 100,000 copies/mL: 23% (10/44) compared to 77% (34/44) of NNRTI-resistance substitutions and 20% (9/44) compared to 80% (35/44) of NRTI-resistance substitutions. This difference was also observed for the individual emtricitabine/lamivudine and tenofovir resistance substitutions: 22% (9/41) compared to 78% (32/41) for M184I/V and 0% (0/8) compared to 100% (8/8) for K65R/N. Additionally, NNRTI and/or NRTI-resistance substitutions emerged less frequently in the resistance analysis of the viruses from subjects with baseline CD4+ cell counts greater than or equal to 200 cells/mm³ compared to the viruses from subjects with baseline CD4+ cell counts less than 200 cells/mm³: 32% (14/44) compared to 68% (30/44) of NNRTI-resistance substitutions and 27% (12/44) compared to 73% (32/44) of NRTI-resistance substitutions.

In Virologically-Suppressed Subjects

Emtricitabine and Tenofovir Alafenamide: One subject was identified with emergent resistance to FTC or TAF (M184M/I) out of 4 virologic failure subjects in a clinical study of virologically-suppressed subjects who switched from a regimen containing FTC+TDF to FTC+TAF with EVG+COBI (N=799).

Rilpivirine: Through Week 48, 4 subjects who switched their protease inhibitor-based regimen to FTC/RPV/TDF (4 of 469 subjects, 0.9%) and 1 subject who maintained their regimen (1 of 159 subjects, 0.6%) developed genotypic and/or phenotypic resistance to a study drug. All 4 of the subjects who had resistance emergence on

FTC/RPV/TDF had evidence of FTC resistance and 3 of the subjects had evidence of RPV resistance.

ODEFSEY: Through Week 48, in subjects who switched to ODEFSEY from FTC/RPV/TDF or EFV/FTC/TDF (Trials 1216 (N=316) and 1160 (N=438), respectively), of seven subjects who developed virologic failure, three subjects had detectable NNRTI and/or NRTI resistance substitutions at virologic failure that were pre-existing in the baseline sample by proviral DNA sequencing; one of these subjects resuppressed while maintaining ODEFSEY.

Cross-Resistance

Emtricitabine: FTC-resistant viruses with the M184V/I substitution were cross-resistant to lamivudine, but retained sensitivity to didanosine, stavudine, tenofovir, and zidovudine.

Viruses harboring substitutions conferring reduced susceptibility to stavudine and zidovudine—thymidine analog substitutions (M41L, D67N, K70R, L210W, T215Y/F, K219Q/E), or didanosine (L74V) remained sensitive to FTC. HIV-1 containing the K103N substitution or other substitutions associated with resistance to NNRTIs was susceptible to FTC.

Rilpivirine: Considering all of the available cell culture and clinical data, any of the following amino acid substitutions, when present at baseline, are likely to decrease the antiviral activity of RPV: K101E, K101P, E138A, E138G, E138K, E138R, E138Q, V179L, Y181C, Y181I, Y181V, Y188L, H221Y, F227C, M230I, M230L, and the combination of L100I+K103N.

Cross-resistance in site-directed mutant virus has been observed among NNRTIs. The single NNRTI substitutions K101P, Y181I, and Y181V conferred 52 times, 15 times, and 12 times decreased susceptibility to RPV, respectively. The combination of E138K and M184I showed 6.7 times reduced susceptibility to RPV compared to 2.8 times for E138K alone. The K103N substitution did not show reduced susceptibility to RPV by itself. However, the combination of K103N and L100I resulted in a 7 times reduced susceptibility to RPV. In another study, the Y188L substitution resulted in a reduced susceptibility to RPV of 9 times for clinical isolates and 6 times for site-directed mutants. Combinations of 2 or 3 NNRTI resistance-associated substitutions gave decreased susceptibility to RPV (fold change range of 3.7–554) in 38% and 66% of mutants, respectively.

Cross-resistance to efavirenz, etravirine, and/or nevirapine is likely after virologic failure and development of RPV resistance.

Tenofovir Alafenamide: Tenofovir resistance substitutions K65R and K70E result in reduced susceptibility to abacavir, didanosine, emtricitabine, lamivudine, and tenofovir.

HIV-1 with multiple thymidine analog substitutions (M41L, D67N, K70R, L210W, T215F/Y, K219Q/E/N/R), or multinucleoside resistant HIV-1 with a T69S double insertion mutation or with a Q151M substitution complex including K65R showed reduced susceptibility to TAF in cell culture.

13 NONCLINICAL TOXICOLOGY

13.1 Carcinogenesis, Mutagenesis, Impairment of Fertility

Emtricitabine: In long-term carcinogenicity studies of FTC, no drug-related increases in tumor incidence were found in mice at doses up to 750 mg per kg per day (23 times the human systemic exposure at the recommended dose of 200 mg per day in ODEFSEY) or in rats at doses up to 600 mg per kg per day (28 times the human systemic exposure at the recommended dose in ODEFSEY).

FTC was not genotoxic in the reverse mutation bacterial test (Ames test), mouse lymphoma or mouse micronucleus assays.

FTC did not affect fertility in male rats at approximately 140 times or in male and female mice at approximately 60 times higher exposures (AUC) than in humans given the recommended 200 mg daily dose in ODEFSEY. Fertility was normal in the offspring of mice exposed daily from before birth (in utero) through sexual maturity at daily exposures (AUC) of approximately 60 times higher than human exposures at the recommended 200 mg daily dose in ODEFSEY.

Rilpivirine: RPV was evaluated for carcinogenic potential by oral gavage administration to mice and rats up to 104 weeks. Daily doses of 20, 60, and 160 mg per kg per day were administered to mice and doses of 40, 200, 500, and 1500 mg per kg per day were administered to rats. In rats, there were no drug-related neoplasms. In mice, RPV was positive for hepatocellular neoplasms in both males and females. The observed hepatocellular findings in mice may be rodent-specific. At the lowest tested doses in the carcinogenicity studies, the systemic exposures (based on AUC) to RPV were 21 times (mice) and 3 times (rats) relative to those observed in humans at the recommended dose (25 mg once daily) in ODEFSEY.

RPV has tested negative in the absence and presence of a metabolic activation system, in the in vitro Ames reverse mutation assay and in vitro clastogenicity mouse lymphoma assay. RPV did not induce chromosomal damage in the in vivo micronucleus test in mice.

In a study conducted in rats, there were no effects on mating or fertility with RPV up to 400 mg per kg per day, a dose of RPV that showed maternal toxicity. This dose is associated with an exposure that is approximately 40 times higher than the exposure in humans at the recommended dose of 25 mg once daily in ODEFSEY.

Tenofovir Alafenamide: Since TAF is rapidly converted to tenofovir and a lower tenofovir exposure in rats and mice was observed after TAF administration compared to TDF administration, carcinogenicity studies were conducted only with TDF. Long-term oral carcinogenicity studies of TDF in mice and rats were carried out at exposures up to approximately 10 times (mice) and 4 times (rats) those observed in humans at the recommended dose of TDF (300 mg) for HIV-1 infection. The tenofovir exposure in these studies was approximately 167 times (mice) and 55 times (rat) those observed in humans after administration of the daily recommended dose of ODEFSEY. At the high dose in female mice, liver adenomas were increased at tenofovir exposures approximately 10 times

(300 mg TDF) and 167 times (ODEFSEY) the exposure observed in humans. In rats, the study was negative for carcinogenic findings.

TAF was not genotoxic in the reverse mutation bacterial test (Ames test), mouse lymphoma or rat micronucleus assays.

There were no effects on fertility, mating performance or early embryonic development when TAF was administered to male rats at a dose equivalent to 62 times the human dose based on body surface area comparisons for 28 days prior to mating and to female rats for 14 days prior to mating through Day 7 of gestation.

13.2 Animal Toxicology and/or Pharmacology

Minimal to slight infiltration of mononuclear cells in the posterior uvea was observed in dogs with similar severity after three- and nine-month administration of TAF; reversibility was seen after a three-month recovery period. No eye toxicity was observed in the dog at systemic exposures of 5 (TAF) and 15 (tenofovir) times the exposure seen in humans at the recommended daily TAF dose in ODEFSEY.

14 CLINICAL STUDIES

14.1 Clinical Trial Results in HIV-1 Virologically-Suppressed Subjects Who Switched to ODEFSEY

In Trial 1216, the efficacy and safety of switching from emtricitabine/rilpivirine/tenofovir disoproxil fumarate (FTC/RPV/TDF) to ODEFSEY were evaluated in a randomized, double-blind study of virologically-suppressed HIV-1 infected adults. Subjects were suppressed (HIV-1 RNA <50 copies/mL) on their baseline regimen of FTC/RPV/TDF for at least 6 months and have no documented resistance mutations to FTC, TAF, or RPV prior to study entry. Subjects were randomized in a 1:1 ratio to either switch to ODEFSEY (N=316) once daily or stay on FTC/RPV/TDF (N=314) once daily. Subjects had a mean age of 45 years (range: 23–72), 90% were male, 75% were White, and 19% were Black. The mean baseline CD4+ cell count was 709 cells/mm³ (range: 104–2527).

In Trial 1160, the efficacy and safety of switching from efavirenz/emtricitabine/tenofovir disoproxil fumarate (EFV/FTC/TDF) to ODEFSEY were evaluated in a randomized, double-blind study of virologically-suppressed HIV-1 infected adults. Subjects must have been stably suppressed (HIV-1 RNA <50 copies/mL) on their baseline regimen of EFV/FTC/TDF for at least 6 months and have no documented resistance mutations to FTC, TAF, or RPV prior to study entry. Subjects were randomized in a 1:1 ratio to either switch to ODEFSEY (N=438) once daily or stay on EFV/FTC/TDF (N=437) once daily. Subjects had a mean age of 48 years (range: 19–76), 87% were male, 67% were White, and 27% were Black. The mean baseline CD4+ cell count was 700 cells/mm³ (range: 140–1862).

Treatment outcomes of Trials 1216 and 1160 are presented in Table 12.

Table 12 Virologic Outcomes of Trials 1216 and 1160 at Week 48^a in Virologically-Suppressed Subjects who Switched to ODEFSEY

	Study 1216		Study 1160	
	ODEFSEY (N=316)	FTC/RPV/TDF (N=313) ^b	ODEFSEY (N=438)	EFV/FTC/TDF (N=437)
HIV-1 RNA <50 copies/mL	94%	94%	90%	92%
HIV-1 RNA ≥50 copies/mL^c	1%	0%	1%	1%
No Virologic Data at Week 48 Window	6%	6%	9%	7%
Discontinued Study Drug Due to AE or Death and Last Available HIV-1 RNA <50 copies/mL	2%	1%	3%	1%
Discontinued Study Drug Due to Other Reasons and Last Available HIV-1 RNA <50 copies/mL ^d	4%	4%	5%	5%
Missing Data During Window but on Study Drug	<1%	1%	1%	1%

- Week 48 window was between Day 295 and 378 (inclusive).
- One subject who was not on FTC/RPV/TDF prior to screening was excluded from the efficacy analysis.
- Included subjects who had HIV-1 RNA ≥50 copies/mL in the Week 48 window; subjects who discontinued early due to lack or loss of efficacy; subjects who discontinued for reasons other than lack or loss of efficacy and at the time of discontinuation had a viral value of ≥50 copies/mL.
- Includes subjects who discontinued for reasons other than an AE, death, or lack or loss of efficacy; e.g., withdrew consent, loss to follow-up, etc.

14.2 Clinical Trial Results for Adult Subjects with no Antiretroviral Treatment History and Adults with Renal Impairment for Components of ODEFSEY

The efficacy of RPV, FTC, and TAF in the treatment of HIV-1 infection in adults as initial therapy in those with no antiretroviral treatment history [see *Indications and Usage (1)*] was established in trials of:

- RPV+FTC/TDF in HIV-1 infected adults as initial therapy in those with no antiretroviral treatment history (n=550). The virologic response rate (i.e., HIV-1 RNA less than 50 copies per mL) was 77% at Week 96. The virologic response rate at 96 weeks was 83% in subjects with baseline HIV-1 RNA less than or equal to 100,000 copies per mL and 71% in subjects with baseline HIV-1 RNA greater than 100,000 copies per mL. Further, the virologic response rate at 96 weeks among subjects with baseline CD4+ cell counts less than 200 and greater than or equal to 200 cells/mm³ were 68% and 82%, respectively.
- FTC+TAF with EVG+COBI in HIV-1 infected adults as initial therapy in those with no antiretroviral treatment history (n=866). The virologic response rate (i.e., HIV-1 RNA less than 50 copies per mL) was 92% at Week 48.

In the clinical trial of 248 HIV-1 infected adults with estimated creatinine clearance greater than 30 mL per minute but less than 70 mL per minute, 95% (235/248) of the combined populations of treatment-naïve (N=6) begun on FTC+TAF with EVG+COBI and those previously virologically-suppressed on other regimens (N=242) and switched to FTC+TAF with EVG +COBI had HIV-1 RNA levels less than 50 copies per mL at Week 24.

14.3 Clinical Trial Results for Pediatric Subjects Aged 12 to Less than 18 Years Old with no Antiretroviral Treatment History for Components of ODEFSEY

The efficacy of RPV, FTC, and TAF in the treatment of HIV-1 infection in pediatric patients aged 12 to less than 18 years old and greater than 32-35 kg as initial therapy in those with no antiretroviral treatment history and to replace a stable antiretroviral regimen in those who are virologically-suppressed [see *Indications and Usage (1)*] was established in trials of antiretroviral treatment-naïve HIV-1 infected pediatric subjects 12 to less than 18 years old with:

- RPV in combination with other antiretroviral agents in 36 treatment-naïve HIV-1 infected adolescents weighing at least 32 kg. The majority of subjects (24/36) received RPV in combination with FTC and TDF. Of these 24 subjects, 20 had a baseline HIV-1 RNA less than or equal to 100,000 copies per mL. The virologic response rate in these 20 subjects (i.e., HIV-1 RNA less than 50 copies per mL) was 80% (16/20) at 48 weeks.
- FTC+TAF with EVG+COBI in 23 adolescents weighing at least 35 kg. The virologic response rate (i.e., HIV-1 RNA less than 50 copies per mL) was 91% at 24 weeks.

16 HOW SUPPLIED/STORAGE AND HANDLING

ODEFSEY tablets are gray, capsule-shaped, and film coated with “GSI” debossed on one side and “255” on the other side. Each bottle contains 30 tablets (NDC 42067-165-30), a silica gel desiccant, and a polyester coil, and is closed with a child-resistant closure.

Store below 30°C (86°F).

- Keep container tightly closed.
- Dispense only in original container.

This drug was imported from Canada without the authorization of Gilead Sciences, Inc. under the State of Florida Section 804 Importation Program.

Imported by: LifeScience Logistics, 310 N. Galloway Rd., Lakeland, FL 33815

17 PATIENT COUNSELING INFORMATION

Advise the patient to read the FDA-approved patient labeling (Patient Information).

Post-treatment Acute Exacerbation of Hepatitis B in Patients with HBV Coinfection

Severe acute exacerbations of hepatitis B have been reported in patients who are coinfecting with HBV and HIV-1 and have discontinued products containing FTC and/or TDF, and may likewise occur with discontinuation of ODEFSEY [see *Warnings and Precautions (5.1)*]. Advise the patient to not discontinue ODEFSEY without first informing their healthcare provider.

Severe Skin Reactions and Hypersensitivity

Inform patients that skin reactions ranging from mild to severe, including Drug Reaction with Eosinophilia and Systemic Symptoms (DRESS), have been reported with RPV-containing products. Instruct patients to immediately stop taking ODEFSEY and seek medical attention if they develop a rash associated with any of the following symptoms: fever, blisters, mucosal involvement, eye inflammation (conjunctivitis), severe allergic reaction causing swelling of the face, eyes, lips, mouth, tongue or throat which may lead to difficulty swallowing or breathing, and any signs and symptoms of liver problems, as they may be a sign of a more serious reaction. Patients should understand that if severe rash occurs, they will be closely monitored, laboratory tests will be performed and appropriate therapy will be initiated [see *Warnings and Precautions (5.2)*].

Hepatotoxicity

Inform patients that hepatotoxicity has been reported with RPV, therefore, it is important to inform the healthcare professional if patients have underlying hepatitis B or C or elevations in liver-associated tests prior to treatment [see *Dosage and Administration (2.1)* and *Warnings and Precautions (5.3)*].

Depressive Disorders

Inform patients that depressive disorders (depressed mood, depression, dysphoria, major depression, mood altered, negative thoughts, suicide attempt, suicidal ideation) have been reported with RPV. Inform patients to seek immediate medical evaluation if they experience depressive symptoms [*see Warnings and Precautions (5.4)*].

New Onset or Worsening Renal Impairment

Advise patients to avoid taking ODEFSEY with concurrent or recent use of nephrotoxic agents. Postmarketing cases of renal impairment, including acute renal failure, have been reported [see *Warnings and Precautions (5.5)*].

Drug Interactions

ODEFSEY may interact with many drugs and is not recommended to be coadministered with numerous drugs. Advise patients to report to their healthcare provider the use of any other prescription or nonprescription medication or herbal products, including St. John's wort [see *Contraindications (4)*, *Warnings and Precautions (5.6)* and *Drug Interactions (7)*].

Lactic Acidosis and Severe Hepatomegaly

Lactic acidosis and severe hepatomegaly with steatosis, including fatal cases, have been reported with use of drugs similar to ODEFSEY. Advise patients to stop taking ODEFSEY if they develop clinical symptoms suggestive of lactic acidosis or pronounced hepatotoxicity [see *Warnings and Precautions (5.7)*].

Immune Reconstitution Syndrome

Advise patients to inform their healthcare provider immediately of any symptoms of infection, as in some patients with advanced HIV infection (AIDS), signs and symptoms of inflammation from previous infections may occur soon after anti-HIV treatment is started [see *Warnings and Precautions (5.8)*].

Missed Dosage

Inform patients that it is important to take ODEFSEY on a regular dosing schedule with a meal and to avoid missing doses, as it can result in development of resistance [see *Dosage and Administration (2.2)*].

Pregnancy Registry

Inform patients that there is an antiretroviral pregnancy registry to monitor fetal outcomes in those exposed to ODEFSEY during pregnancy [see *Use in Specific Populations (8.1)*].

Lactation

Instruct patients with HIV-1 infection not to breastfeed because HIV-1 can be passed to the baby in breast milk [see *Use in Specific Populations (8.2)*].

ODEFSEY is a trademark of Gilead Sciences, Inc., or its related companies. All other trademarks referenced herein are the property of their respective owners.

Patient Information
ODEFSEY® (oh-DEF-see)
(emtricitabine, rilpivirine and tenofovir alafenamide)
tablets

Important: Ask your healthcare provider or pharmacist about medicines that should not be taken with ODEFSEY. For more information, see “What should I tell my healthcare provider before taking ODEFSEY?”

What is the most important information I should know about ODEFSEY?

ODEFSEY can cause serious side effects, including:

- **Worsening of hepatitis B virus (HBV) infection. Your healthcare provider will test you for HBV infection before or when you start treatment with ODEFSEY. If you have HBV infection and take ODEFSEY, your HBV may get worse (flare-up) if you stop taking ODEFSEY. A “flare-up” is when your HBV infection suddenly returns in a worse way than before.**
 - Do not run out of ODEFSEY. Refill your prescription or talk to your healthcare provider before your ODEFSEY is all gone.
 - Do not stop taking ODEFSEY without first talking to your healthcare provider.
 - If you stop taking ODEFSEY, your healthcare provider will need to check your health often and do blood tests regularly for several months to check your liver, and may give you a medicine to treat hepatitis B. Tell your healthcare provider about any new or unusual symptoms you may have after you stop taking ODEFSEY.

For more information about side effects, see “What are the possible side effects of ODEFSEY?”

What is ODEFSEY?

ODEFSEY is a prescription medicine that is used to treat human immunodeficiency virus-1 (HIV-1) infection in adults and children who weigh at least 77 pounds (35 kg):

- who have not received HIV-1 medicines in the past and who have an amount of HIV-1 in their blood (this is called “viral load”) that is no more than 100,000 copies/mL, **or**
- to replace their current HIV-1 medicines for people whose healthcare provider determines that they meet certain requirements.

HIV-1 is the virus that causes Acquired Immune Deficiency Syndrome (AIDS).

ODEFSEY contains the prescription medicines emtricitabine, rilpivirine and tenofovir alafenamide.

It is not known if ODEFSEY is safe and effective in children under 12 years of age or who weigh less than 77 lb (35 kg).

Who should not take ODEFSEY?

Do not take ODEFSEY if you also take a medicine that contains:

- | | |
|-----------------------|---|
| • carbamazepine | • phenobarbital |
| • dexamethasone | • phenytoin |
| • dexlansoprazole | • rabeprazole |
| • esomeprazole | • rifampin |
| • lansoprazole | • rifapentine |
| • omeprazole | • St. John’s wort (<i>Hypericum perforatum</i>) or a product that |
| • oxcarbazepine | contains St. John’s wort |
| • pantoprazole sodium | |

What should I tell my healthcare provider before taking ODEFSEY?

Before taking ODEFSEY, tell your healthcare provider about all your medical conditions, including if you:

- have liver problems, including HBV or hepatitis C virus infection
 - have kidney problems
 - have a history of depression or suicidal thoughts
 - are pregnant or plan to become pregnant. It is not known if ODEFSEY can harm your unborn baby. Tell your healthcare provider if you become pregnant during treatment with ODEFSEY.
Pregnancy Registry: There is a pregnancy registry for those who take ODEFSEY during pregnancy. The purpose of this registry is to collect information about the health of you and your baby. Talk with your healthcare provider about how you can take part in this registry.
 - are breastfeeding or plan to breastfeed. Do not breastfeed if you take ODEFSEY.
 - You should not breastfeed if you have HIV-1 because of the risk of passing HIV-1 to your baby.
 - At least one of the medicines in ODEFSEY can pass to your baby in your breast milk. It is not known if the other medicines in ODEFSEY can pass into your breast milk.Talk with your healthcare provider about the best way to feed your baby during treatment with ODEFSEY.
- Tell your healthcare provider about all the medicines you take**, including prescription and over-the-counter medicines, vitamins, and herbal supplements.
- Some medicines may interact with ODEFSEY. Keep a list of your medicines and show it to your healthcare provider and pharmacist when you get a new medicine.
- You can ask your healthcare provider or pharmacist for a list of medicines that interact with ODEFSEY.
 - **Do not start a new medicine without telling your healthcare provider.** Your healthcare provider can tell you if it is safe to take ODEFSEY with other medicines.

How should I take ODEFSEY?

- Take ODEFSEY exactly as your healthcare provider tells you to take it. ODEFSEY is taken by itself (not with other HIV-1 medicines) to treat HIV-1 infection.
- Take ODEFSEY 1 time each day with a meal.
- If you are on dialysis, take your daily dose of ODEFSEY following dialysis.
- Do not change your dose or stop taking ODEFSEY without first talking with your healthcare provider. Stay under a healthcare provider's care during treatment with ODEFSEY.
- Do not miss a dose of ODEFSEY.
- When your ODEFSEY supply starts to run low, get more from your healthcare provider or pharmacy. This is very important because the amount of virus in your blood may increase if the medicine is stopped for even a short time. The virus may develop resistance to ODEFSEY and become harder to treat.
- If you take too much ODEFSEY, call your healthcare provider or go to the nearest hospital emergency room right away.

What are the possible side effects of ODEFSEY?

ODEFSEY may cause serious side effects, including:

- See “What is the most important information I should know about ODEFSEY?”

- **Severe skin rash and allergic reactions.** Skin rash is a common side effect of ODEFSEY. Rash can be serious. Call your healthcare provider right away if you get a rash. In some cases, rash and allergic reaction may need to be treated in a hospital.

If you get a rash with any of the following symptoms, stop taking ODEFSEY and call your healthcare provider or get medical help right away:

- fever
 - skin blisters
 - mouth sores
 - redness or swelling of the eyes (conjunctivitis)
 - swelling of the face, lips, mouth, or throat
 - trouble breathing or swallowing
 - pain on the right side of the stomach (abdominal) area
 - dark “tea colored” urine
- **Change in liver enzymes.** People with a history of hepatitis B or C virus infection or who have certain liver enzyme changes may have an increased risk of developing new or worsening liver problems during treatment with ODEFSEY. Liver problems can also happen during treatment with ODEFSEY in people without a history of liver disease. Your healthcare provider may need to do tests to check your liver enzymes before and during treatment with ODEFSEY.
 - **Depression or mood changes. Tell your healthcare provider right away if you have any of the following symptoms:**
 - feel sad or hopeless
 - feel anxious or restless
 - have thoughts of hurting yourself (suicide) or have tried to hurt yourself
 - **New or worse kidney problems, including kidney failure.** Your healthcare provider should do blood and urine tests to check your kidneys before you start and during treatment with ODEFSEY. Your healthcare provider may tell you to stop taking ODEFSEY if you develop new or worse kidney problems.
 - **Too much lactic acid in your blood (lactic acidosis).** Too much lactic acid is a serious but rare medical emergency that can lead to death. **Tell your healthcare provider right away if you get these symptoms:** weakness or being more tired than usual, unusual muscle pain, being short of breath or fast breathing, stomach pain with nausea and vomiting, cold or blue hands and feet, feel dizzy or lightheaded, or a fast or abnormal heartbeat.
 - **Severe liver problems.** In rare cases, severe liver problems can happen that can lead to death. **Tell your healthcare provider right away if you get these symptoms:** skin or the white part of your eyes turns yellow, dark “tea-colored” urine, light-colored stools, loss of appetite for several days or longer, nausea, or stomach-area pain.
 - **Changes in your immune system (Immune Reconstitution Syndrome)** can happen when you start taking HIV-1 medicines. Your immune system may get stronger and begin to fight infections that have been hidden in your body for a long time. Tell your healthcare provider right away if you start having any new symptoms after starting your HIV-1 medicine.

The most common side effects of ODEFSEY are headache and problems sleeping.

These are not all the possible side effects of ODEFSEY.

Call your doctor for medical advice about side effects. You may report side effects to FDA at 1-800-FDA-1088.

How should I store ODEFSEY?

- Store ODEFSEY below 86°F (30°C).
- Keep ODEFSEY in its original container.
- Keep the container tightly closed.

Keep ODEFSEY and all medicines out of reach of children.

General information about the safe and effective use of ODEFSEY.

Medicines are sometimes prescribed for purposes other than those listed in a Patient Information leaflet. Do not use ODEFSEY for a condition for which it was not prescribed. Do not give ODEFSEY to other people, even if they have the same symptoms you have. It may harm them. You can ask your healthcare provider or pharmacist for information about ODEFSEY that is written for health professionals.

What are the ingredients in ODEFSEY?

Active ingredients: emtricitabine, rilpivirine, and tenofovir alafenamide.

Inactive ingredients: croscarmellose sodium, lactose monohydrate, magnesium stearate, microcrystalline cellulose, polysorbate 20, and povidone. The tablet film coating contains iron oxide black, polyethylene glycol, polyvinyl alcohol, talc, and titanium dioxide.

Manufactured and distributed by: Gilead Sciences, Inc. Foster City, CA 94404

ODEFSEY is a trademark of Gilead Sciences, Inc., or its related companies.

© 2021 Gilead Sciences, Inc. All rights reserved. 208351-GS-006

For more information, call 1-800-445-3235 or go to www.ODEFSEY.com.

This Patient Information has been approved by the U.S. Food and Drug Administration

Revised: 03/2021

This drug was imported from Canada without the authorization of Gilead Sciences, Inc. under the State of Florida Section 804 Importation Program. Imported by: LifeScience Logistics, 310 N. Galloway Rd., Lakeland, FL 33815

Annotated Label Comparisons

PI Comparisons FDA VS. FLCPDIP
Differences
Updated information Adverse Reactions Contact
How Supplied/Storage and Handling added SIP804 language
Patient Information added SIP804 language
Listed new NDC #
Added Importation language & Importer name & address
Listed only drug strength purchased for program

FDA

ADVERSE REACTIONS

Most common adverse reactions (incidence greater than or equal to 2%, all grades) are headache and sleep disturbances. (6.1)

To report SUSPECTED ADVERSE REACTIONS, contact Gilead Sciences, Inc. at 1-800-GILEAD-5 or FDA at 1-800-FDA-1088 or www.fda.gov/medwatch.

16 HOW SUPPLIED/STORAGE AND HANDLING

ODEFSEY tablets are gray, capsule-shaped, and film coated with "GSI" debossed on one side and "255" on the other side. Each bottle contains 30 tablets (NDC 61958-2101-1), a silica gel desiccant, and a polyester coil, and is closed with a child-resistant closure.

Store below 30°C (86°F).

- Keep container tightly closed.
- Dispense only in original container.

What are the ingredients in ODEFSEY?

Active ingredients: emtricitabine, ~~rilpivirine~~, and tenofovir alafenamide.

Inactive ingredients: croscarmellose sodium, lactose monohydrate, magnesium stearate, microcrystalline cellulose, polysorbate 20, and povidone. The tablet film coating contains iron oxide black, polyethylene glycol, polyvinyl alcohol, talc, and titanium dioxide.

Manufactured and distributed by: Gilead Sciences, Inc. Foster City, CA 94404

ODEFSEY is a trademark of Gilead Sciences, Inc., or its related companies.

© 2021 Gilead Sciences, Inc. All rights reserved. 208351-GS-006

For more information, call 1-800-445-3235 or go to www.ODEFSEY.com.

This Patient Information has been approved by the U.S. Food and Drug Administration

Revised: 03/2021

FLSIP

ADVERSE REACTIONS

Most common adverse reactions (incidence greater than or equal to 2%, all grades) are headache and sleep disturbances. (6.1)

To report SUSPECTED ADVERSE REACTIONS, contact LifeScience Logistics at 1-855-738-6171 or FDA at 1-800-FDA-1088 or www.fda.gov/medwatch.

16 HOW SUPPLIED/STORAGE AND HANDLING

ODEFSEY tablets are gray, capsule-shaped, and film coated with "GSI" debossed on one side and "255" on the other side. Each bottle contains 30 tablets (NDC 42067-165-30), a silica gel desiccant, and a polyester coil, and is closed with a child-resistant closure.

Store below 30°C (86°F).

- Keep container tightly closed.
- Dispense only in original container.

This drug was imported from Canada without the authorization of Gilead Sciences, Inc. under the State of Florida Section 804 Importation Program.

Imported by: LifeScience Logistics, 310 N. Galloway Rd., Lakeland, FL 33815

What are the ingredients in ODEFSEY?

Active ingredients: emtricitabine, rilpivirine, and tenofovir alafenamide.

Inactive ingredients: croscarmellose sodium, lactose monohydrate, magnesium stearate, microcrystalline cellulose, polysorbate 20, and povidone. The tablet film coating contains iron oxide black, polyethylene glycol, polyvinyl alcohol, talc, and titanium dioxide.

Manufactured and distributed by: Gilead Sciences, Inc. Foster City, CA 94404

ODEFSEY is a trademark of Gilead Sciences, Inc., or its related companies.

© 2021 Gilead Sciences, Inc. All rights reserved. 208351-GS-006

For more information, call 1-800-445-3235 or go to www.ODEFSEY.com.

This Patient Information has been approved by the U.S. Food and Drug Administration

Revised: 03/2021

This drug was imported from Canada without the authorization of Gilead Sciences, Inc. under the State of Florida Section 804 Importation Program. Imported by: LifeScience Logistics, 310 N. Galloway Rd., Lakeland, FL 33815

Proposed Package Label

Rx only

Odefsey tablets
Each tablet contains 200 mg of emtricitabine, 25 mg of rilpivirine (equivalent to 27.5 mg of rilpivirine hydrochloride), and 25 mg of tenofovir alafenamide (equivalent to 28 mg of tenofovir alafenamide fumarate).
Store below 30 °C (86 °F) (see insert).
Keep container tightly closed. Dispense only in original container. See package insert for dosage and administration.
KEEP OUT OF THE REACH OF CHILDREN
Manufactured for: Gilead Sciences, Inc. Foster City, CA 94404 Made in Canada

NDC 61958-2101-1 30 tablets

Odefsey®
(emtricitabine, rilpivirine, and tenofovir alafenamide) tablets
200 mg/25 mg/25 mg

Note to pharmacist:
Do not cover ALERT box with pharmacy label.

ALERT: Find out about medicines that should NOT be taken with Odefsey

GILEAD
© 2019 Gilead Sciences, Inc.

9025390J

Rx only

Odefsey tablets
Each tablet contains 200 mg of emtricitabine, 25 mg of rilpivirine (equivalent to 27.5 mg of rilpivirine hydrochloride), and 25 mg of tenofovir alafenamide (equivalent to 28 mg of tenofovir alafenamide fumarate).
Store below 30 °C (86 °F) (see insert).
Keep container tightly closed. Dispense only in original container. See package insert for dosage and administration.
KEEP OUT OF THE REACH OF CHILDREN
Manufactured for: Gilead Sciences, Inc. Foster City, CA 94404 Made in Canada

NDC 42067-16530 30 tablets

Odefsey®
(emtricitabine, rilpivirine, and tenofovir alafenamide) tablets
200 mg/25 mg/25 mg

Note to pharmacist:
Do not cover ALERT box with pharmacy label.

ALERT: Find out about medicines that should NOT be taken with Odefsey

GILEAD
© 2019 Gilead Sciences, Inc.
This drug was imported from Canada without the authorization of Gilead Sciences, Inc. under the State of Florida's Section 804 Importation Program.
Imported by: LifeScience Logistics, 310 N. Galloway Rd., Lakeland, FL 33815
GTN: LOT: Exp: SA:
9025390J

Label Comparisons FDA VS. FLCPDIP
Differences
NDC
GTN
Bar Codes FPO with Associated NDCs
SIP804 Importation Language
Label SIZE due to production process & adding SIP804 language
Importer Name & Address
Brand logos FPO low resolution. Native art files requested upon SIP804 approval.

Comparisons FDA to FLSIP																		
Recent FDA Approved Label	US Proprietary Name	US Generic Name	US Strength	NDC	NDA or ANDA	Applicant Holder Name	Applicant Holder Address	US Active Ingredients	Date Labeling Prepared for FLSIP	FLSIP Proprietary Name	FLSIP Generic Name	FLSIP Strength	LSL NDC	Relabeler Name	Applicant Holder Name	Applicant Holder Address	Active Ingredients	FDA Comments
Feb-23	Odefsey	EMTRICITABINE,RILPIVIRINE (RILPIVIRINE HYDROCHLORIDE),TENOFIVIR ALAFENAMIDE (TENOFIVIR ALAFENAMIDE HEMIFUMARATE)	200-25-25 mg	61958-2101-1	208351	Gilead Sciences, Inc.	Foster City, CA 94404	EMTRICITABINE,RI LPVIRINE (RILPIVIRINE HYDROCHLORIDE),TENOFIVIR ALAFENAMIDE (TENOFIVIR ALAFENAMIDE HEMIFUMARATE)	Aug-23	Odefsey	Emtricitab-riIpivir-tenofo ala	200-25-25 mg	42067-125-30	LifeScience Logistics, LLC	Gilead Sciences, Inc.	Foster City, CA 94404	Emtricitab-riIpivir-tenofo ala	none

Canadian to FDA Drug Comparison

Comparisons Canada to FDA																			
Active Ingredient	Canadian Submission Number	Canadian Proprietary Name	Canadian Generic Name	DIN	Date Labeling Approved	Company Name	Address	Canadian Strength	Dosage Form	# of active Ingred.	Canadian Active Ingredients	US Proprietary Name	US Generic Name	US Strength	NDC	NDA or ANDA	Applicant Holder Name	US Active Ingredients	Comments for FDA
EMTRICITABINE/RILPIVIRINE (RILPIVIRINE HYDROCHLORIDE)/TENOFIVIR ALAFENAMIDE (TENOFIVIR ALAFENAMIDE HEMIFUMARATE)	229607	Odyssey	Emtricitabine-ripi-tenofovir alfa	246363	Revision November 13, 2019	GLEAD SCIENCES CANADA INC	600 675 Mississauga Road Mississauga Ontario Canada L5N 2V3	200-25-25 mg	Oral Tablet, Once daily	3	Emtricitabine-ripi-tenofovir alfa	Odyssey	Emtricitabine-ripi-tenofovir alfa	200-25-25 mg	61956-230-1	NDA202026	Gilead Sciences, Inc Foster City, CA 94044	Emtricitabine-ripi-tenofovir alfa	nil

Canadian Monograph

PRODUCT MONOGRAPH
INCLUDING PATIENT MEDICATION INFORMATION

PrODEFSEY®

(emtricitabine/rilpivirine/tenofovir alafenamide) tablets

200 mg emtricitabine
25 mg rilpivirine (as rilpivirine hydrochloride)
25 mg tenofovir alafenamide (as tenofovir alafenamide hemifumarate)

Antiretroviral Agent

Gilead Sciences Canada, Inc.
Mississauga, ON L5N 2W3

www.gilead.ca

Submission Control No: 229507

Date of Initial Approval:
February 10, 2017

Date of Revision:
November 13, 2019

RECENT MAJOR LABEL CHANGES

Serious Warnings and Precautions Box (3)	06/2018
Dosage and Administration, Dosing Considerations (4.1)	10/2019
Dosage and Administration, Recommended Dose and Dose Adjustment (4.2)	12/2018
Warnings and Precautions, General (7)	10/2019
Warnings and Precautions, Cardiovascular (7)	10/2019
Warnings and Precautions, Serum Lipids and Blood Glucose (7)	06/2018
Warnings and Precautions, Gastrointestinal (7)	01/2018
Warnings and Precautions, Lactic Acidosis/Severe Hepatomegaly with Steatosis (7)	06/2018
Warnings and Precautions, Musculoskeletal (7)	06/2018
Warnings and Precautions, Renal (7)	10/2019
Warnings and Precautions, Risk of Adverse Reactions or Loss of Virologic Response Due to Drug Interactions (7)	10/2019
Warnings and Precautions, Special Populations, Pregnant Women (7.1.2)	12/2018

TABLE OF CONTENTS

RECENT MAJOR LABEL CHANGES.....	2
TABLE OF CONTENTS	2
PART I: HEALTH PROFESSIONAL INFORMATION.....	4
1. INDICATIONS	4
1.2 Geriatrics (≥ 65 years of age).....	4
2. CONTRAINDICATIONS	5
3. SERIOUS WARNINGS AND PRECAUTIONS BOX.....	6
4. DOSAGE AND ADMINISTRATION	7
4.1. Dosing Considerations	7
4.2. Recommended Dose and Dose Adjustment	7
4.3. Missed Dose	8
5. OVERDOSAGE.....	9
6. DOSAGE FORMS, COMPOSITION AND PACKAGING	9
7. WARNINGS AND PRECAUTIONS.....	10
7.1. Special Populations	15
7.1.1. Patients Coinfected with HIV and HBV	15
7.1.2. Pregnant Women	16
7.1.3. Nursing Women.....	17
7.1.4. Pediatrics (< 18 years of age)	17
7.1.5. Geriatrics (≥ 65 years of age).....	18

8.	ADVERSE REACTIONS	18
8.1.	Adverse Drug Reaction Overview	18
8.2.	Clinical Trial Adverse Drug Reactions	18
	Clinical Trials in Virologically Suppressed Patients	20
	Clinical Trials in Adult Patients with Renal Impairment.....	21
	Patients coinfecting with Hepatitis B and/or Hepatitis C virus	21
8.3.	Less Common Clinical Trial Adverse Drug Reactions (< 1%).....	21
8.4.	Abnormal Laboratory Findings: Hematologic, Clinical Chemistry and Other Quantitative Data	22
8.5.	Post-Market Adverse Drug Reactions	26
9.	DRUG INTERACTIONS	27
9.1.	Drug-Drug Interactions	27
9.2.	Drug-Food Interactions	38
9.3.	Drug-Herb Interactions	38
9.4.	Drug-Laboratory Interactions.....	38
10.	ACTION AND CLINICAL PHARMACOLOGY	38
10.1.	Mechanism of Action	38
10.2.	Pharmacodynamics	39
10.3.	Pharmacokinetics	40
11.	STORAGE, STABILITY AND DISPOSAL	46
12.	SPECIAL HANDLING INSTRUCTIONS	46
	PART II: SCIENTIFIC INFORMATION	47
13.	PHARMACEUTICAL INFORMATION	47
14.	CLINICAL TRIALS.....	49
14.1.	Study Demographics and Trial Design	52
14.2.	Study results	60
15.	MICROBIOLOGY	75
16.	NON-CLINICAL TOXICOLOGY	81
17.	SUPPORTING PRODUCT MONOGRAPHS	85
	PATIENT MEDICATION INFORMATION	86

PART I: HEALTH PROFESSIONAL INFORMATION

1. INDICATIONS

ODEFSEY (emtricitabine [FTC]/rilpivirine [RPV]/tenofovir alafenamide [TAF]) is indicated as a complete regimen for the treatment of adults infected with HIV-1 with no known mutations associated with resistance to the non-nucleoside reverse transcriptase inhibitor (NNRTI) class, tenofovir or FTC, and with a viral load \leq 100,000 copies/mL.

The safety and efficacy of ODEFSEY has not been established in patients with a prior history of virologic failure.

The following points should be considered prior to the initiation of therapy in patients with no antiretroviral treatment history:

- Regardless of HIV-1 RNA at the start of therapy, more RPV-treated patients with CD4+ cell count less than 200 cells/mm³ at the start of therapy experienced virologic failure compared to patients with CD4+ cell count greater than or equal to 200 cells/mm³.
- The observed virologic failure rate in RPV-treated patients conferred a higher rate of overall treatment resistance and cross-resistance to the NNRTI class compared to the control (efavirenz) (see **WARNINGS AND PRECAUTIONS, Resistance/Cross-resistance, MICROBIOLOGY, Resistance, Cross-resistance**).
- More patients treated with RPV developed tenofovir and lamivudine/FTC associated resistance compared to the control (see **WARNINGS AND PRECAUTIONS, Resistance/Cross-resistance, MICROBIOLOGY, Resistance, Cross-resistance**).

1.1 Pediatrics (< 18 years of age)

The safety and efficacy of ODEFSEY have not been established in pediatric patients.

1.2 Geriatrics (\geq 65 years of age)

ODEFSEY should be used with caution in patients \geq 65 years since clinical studies of the RPV component of ODEFSEY did not include sufficient numbers of these patients to determine whether they respond differently from adult patients < 65 years of age. No differences in safety or efficacy have been observed between elderly patients and those < 65 years of age receiving FTC+TAF (see **WARNINGS AND PRECAUTIONS, DOSAGE AND ADMINISTRATION and ACTION AND CLINICAL PHARMACOLOGY**).

2. CONTRAINDICATIONS

ODEFSEY is contraindicated in patients with known hypersensitivity to any of the components of the product. For a complete listing, see the **DOSAGE FORMS, COMPOSITION AND PACKAGING** section of the Product Monograph.

Coadministration of ODEFSEY is contraindicated with drugs which induce CYP3A enzymes or increase gastric pH as this may result in significant decreases in the plasma concentrations of RPV, a loss of virologic response and possible resistance to ODEFSEY or to the components of ODEFSEY. These drugs are listed in Table 1 (see

DRUG INTERACTIONS, Drug-Drug Interactions).

Table 1. Drugs That Are Contraindicated with ODEFSEY

Drug Class	Drugs Within Class That Are Contraindicated with ODEFSEY	Clinical Comment
Anticonvulsant	carbamazepine, oxcarbazepine, phenobarbital, phenytoin	ODEFSEY is contraindicated with these anticonvulsants as coadministration may cause significant decreases in RPV and TAF plasma concentrations (induction of CYP3A and P-gp). This may result in loss of therapeutic effect of ODEFSEY and possible development of resistance to RPV and other NNRTIs.
Antimycobacterial	rifampin, rifapentine*	Concomitant use of ODEFSEY with rifampin, and rifapentine (induction of CYP3A and P-gp) may cause significant decreases in RPV and TAF plasma concentrations. This may result in loss of therapeutic effect of ODEFSEY. Coadministration of ODEFSEY with rifampin and rifapentine is contraindicated.
Glucocorticoid	systemic dexamethasone (more than a single dose)	ODEFSEY is contraindicated in combination with systemic dexamethasone as coadministration may cause significant decreases in RPV plasma concentrations (induction of CYP3A enzymes). This may result in loss of therapeutic effect of ODEFSEY and possible development of resistance to RPV and other NNRTIs. Alternatives should be considered, particularly for long-term use.
Herbal product	St. John's wort (<i>Hypericum perforatum</i>)	ODEFSEY is contraindicated with products containing St. John's wort as coadministration may cause significant

Drug Class	Drugs Within Class That Are Contraindicated with ODEFSEY	Clinical Comment
		decreases in RPV and TAF plasma concentrations (induction of CYP3A). This may result in loss of therapeutic effect of ODEFSEY and possible development of resistance to RPV and other NNRTIs.
Proton pump inhibitor	omeprazole, esomeprazole, lansoprazole, dexlansoprazole, pantoprazole, rabeprazole	ODEFSEY is contraindicated with proton pump inhibitors as coadministration may cause significant decreases in RPV plasma concentrations (increase in gastric pH). This may result in loss of therapeutic effect of ODEFSEY and possible development of resistance to RPV and other NNRTIs.

*Drug not marketed in Canada

3. SERIOUS WARNINGS AND PRECAUTIONS BOX

<u>Serious Warnings and Precautions</u>
<ul style="list-style-type: none"> <li data-bbox="207 1081 992 1115">● Post-treatment Exacerbation of Hepatitis B Virus <p data-bbox="207 1150 1385 1549">ODEFSEY is not approved for the treatment of chronic hepatitis B virus (HBV) and the safety and efficacy of ODEFSEY have not been established in patients coinfecting with HIV-1 and HBV. Discontinuation of ODEFSEY therapy in patients coinfecting with HIV-1 and HBV may be associated with severe acute exacerbations of hepatitis due to the FTC or TAF components of ODEFSEY. Patients coinfecting with HIV-1 and HBV who discontinue ODEFSEY should be closely monitored with both clinical and laboratory follow-up for at least several months after stopping treatment. If appropriate, initiation of anti-hepatitis B therapy may be warranted, especially in patients with advanced liver disease or cirrhosis since post-treatment exacerbation of hepatitis may lead to hepatic decompensation (See WARNINGS AND PRECAUTIONS, <u>Special Populations</u>).</p>

4. DOSAGE AND ADMINISTRATION

4.1. Dosing Considerations

Do not take other products containing any of the same active components (see **WARNINGS AND PRECAUTIONS, General**).

Testing Prior to Initiation and During Treatment with ODEFSEY

Viral load must be determined prior to initiation of therapy. Therapy must not be initiated in patients with a viral load $\geq 100\,000$ copies/mL.

Prior to or when initiating ODEFSEY, test patients for hepatitis B virus infection.

Prior to or when initiating ODEFSEY, and during treatment with ODEFSEY, on a clinically appropriate schedule, assess serum creatinine, estimated creatinine clearance, urine glucose, and urine protein in all patients. In patients with chronic kidney disease, also assess serum phosphorus.

4.2. Recommended Dose and Dose Adjustment

Adults

The recommended dose of ODEFSEY is one tablet of 200 mg/25 mg/25 mg FTC/RPV/TAF, taken orally once daily. ODEFSEY must be taken **with a meal to obtain optimal absorption of RPV** (see **ACTION AND CLINICAL PHARMACOLOGY, Pharmacokinetics**).

Pediatrics (< 18 years of age)

ODEFSEY is not indicated for use in pediatric patients <18 years of age.

Geriatrics (≥ 65 years of age)

No data are available on which to make a dose recommendation for patients ≥ 65 years of age. In clinical trials, 80 of the 97 patients enrolled aged 65 years and over received FTC+TAF given with EVG+COBI as a FDC tablet (administered as GENVOYA). No differences in safety or efficacy have been observed between elderly patients and those < 65 years of age. Clinical trials of RPV did not include sufficient numbers of patients aged ≥ 65 to determine whether they respond differently from younger patients (see **ACTION AND CLINICAL PHARMACOLOGY**).

Pregnant Women

Lower exposures of RPV were observed during pregnancy; therefore, viral load should be monitored closely (see **WARNINGS AND PRECAUTIONS** and **ACTION AND CLINICAL PHARMACOLOGY**).

Renal Impairment

No dose adjustment of ODEFSEY is required in adult patients with estimated creatinine clearance ≥ 30 mL/minute. ODEFSEY should not be initiated in patients with estimated creatinine clearance < 30 mL/minute as there are insufficient data available regarding the use of ODEFSEY in this population. No dose adjustment of RPV is required in patients with mild or moderate renal impairment (see **ACTION AND CLINICAL PHARMACOLOGY**). For additional information, consult the EDURANT Product Monograph.

The safety, virologic, and immunologic responses for FTC+TAF components of ODEFSEY are based on an open-label trial (Study 112) that evaluated FTC+TAF given with EVG+COBI as a FDC tablet (administered as GENVOYA) in adult patients with mild to moderate renal impairment (eGFR by Cockcroft-Gault method 30–69 mL/min). The safety profile of FTC+TAF in patients with mild to moderate renal impairment was similar to those with normal renal function. For additional information, consult the GENVOYA Product Monograph.

Hepatic Impairment

No dose adjustment of ODEFSEY is required in patients with mild (Child-Pugh Class A) or moderate (Child-Pugh Class B) hepatic impairment. The RPV component of ODEFSEY has not been studied in patients with severe hepatic impairment (Child-Pugh Class C); therefore, ODEFSEY is not recommended for use in patients with severe hepatic impairment (see **ACTION AND CLINICAL PHARMACOLOGY**).

4.3. Missed Dose

If a patient misses a dose of ODEFSEY within 12 hours of the time it is usually taken, the patient should take ODEFSEY with a meal as soon as possible, and then take the next dose of ODEFSEY at the regularly scheduled time.

If a patient misses a dose of ODEFSEY by more than 12 hours, the patient should not take the missed dose, but resume the usual dosing schedule.

If the patient vomits within 4 hours of taking ODEFSEY, another tablet should be taken with a meal. If a patient vomits more than 4 hours after taking ODEFSEY, they do not need to take another dose of ODEFSEY until the next regularly scheduled dose.

5. OVERDOSAGE

For management of a suspected drug overdose, contact your regional Poison Control Centre.

If overdose occurs the patient must be monitored for evidence of toxicity. Treatment of overdose with ODEFSEY consists of general supportive measures including monitoring of vital signs and ECG (QT interval) as well as observation of the clinical status of the patient.

Emtricitabine

Limited clinical experience is available at doses higher than the therapeutic dose of FTC. In one clinical pharmacology study, single doses of FTC 1200 mg (6 times the dose in ODEFSEY) were administered to 11 subjects. No severe adverse reactions were reported. The effects of higher doses are not known.

Emtricitabine can be removed by hemodialysis, which removes approximately 30% of the FTC dose over a 3-hour dialysis period starting within 1.5 hours of FTC dosing.

It is not known whether FTC can be removed by peritoneal dialysis.

Rilpivirine

There is no specific antidote for overdose with RPV. Human experience of overdose with RPV is limited. Since RPV is highly bound to plasma protein, dialysis is unlikely to result in significant removal of RPV.

Tenofovir alafenamide

Limited clinical experience is available at doses higher than the therapeutic dose of TAF. A single supratherapeutic dose of 125 mg TAF was administered to 48 healthy subjects. No serious adverse reactions were reported. The effects of higher doses are unknown. Tenofovir is efficiently removed by hemodialysis with an extraction coefficient of approximately 54%.

6. DOSAGE FORMS, COMPOSITION AND PACKAGING

ODEFSEY is available as tablets. Each tablet contains 200 mg of FTC, 25 mg of RPV (as 27.5 mg of RPV hydrochloride) and 25 mg of TAF (as 28.0 mg of TAF hemifumarate).

The tablets also include the following inactive ingredients: croscarmellose sodium, lactose monohydrate, magnesium stearate, microcrystalline cellulose, polysorbate 20 and povidone. The tablets are coated with a coating material containing polyvinyl alcohol, titanium dioxide, macrogol/polyethylene glycol, talc, and iron oxide black.

ODEFSEY tablets are gray, capsule-shaped, film-coated, debossed with 'GSI' on one side of the tablet and '255' on the other side of the tablet. Each bottle contains 30 tablets, a silica gel desiccant, polyester coil and is closed with a child-resistant closure.

7. WARNINGS AND PRECAUTIONS

Please see the **SERIOUS WARNINGS AND PRECAUTIONS BOX** at the beginning of Part I: Health Professional Information.

General

As ODEFSEY is a fixed-dose combination (FDC) of FTC, RPV and TAF, it should not be administered concurrently with products containing any of the same active components, (ATRIPLA[®], BIKTARVY[®], COMPLERA[®], DESCOVY[®], Edurant[®], EMTRIVA[®], STRIBILD[®], Symtuza[™], TRUVADA[®], GENVOYA[®], VEMLIDY[®]); or with products containing lamivudine or tenofovir disoproxil fumarate (3TC[®], ATRIPLA, Combivir[®], COMPLERA, Kivexa[®], STRIBILD, Triumeq[®], Trizivir[®], TRUVADA, VIREAD[®]) or with adefovir dipivoxil (HEPSERA[®]).

Caution should be given to prescribing ODEFSEY with medicinal products that may reduce the exposure of RPV (see **CONTRAINDICATIONS** and

DRUG INTERACTIONS, Drug-Drug Interactions).

As with other antiretroviral medicinal products, resistance testing should guide the use of ODEFSEY.

Carcinogenesis and Mutagenesis

Rilpivirine induced benign and malignant tumors in the liver of mice and rats. These tumors are caused by the enzyme induction that RPV caused in these species which may be rodent-specific. In rats, RPV caused benign and malignant tumors of the thyroid follicular cells. These tumors are the result of continuous stimulation of the follicular cells due to the increased clearance of thyroxine caused by RPV in this species. This effect is considered rat-specific.

Cardiovascular

ODEFSEY should be administered with caution to patients who are suspected to be at an increased risk of experiencing proarrhythmic conditions such as hypokalemia, clinically significant bradycardia, acute myocardial ischemia, congestive heart failure or congenital prolongation of QTc interval (see **ADVERSE REACTIONS,**

DRUG INTERACTIONS and **ACTION AND CLINICAL PHARMACOLOGY**).

In healthy subjects, RPV has been associated with prolongation of the QT interval of the electrocardiogram at doses of 75 mg and 300 mg once daily. In antiretroviral-naïve, HIV-1 infected patients receiving RPV 25 mg once daily in Phase III clinical trials, which excluded patients with high risk factors for proarrhythmia, the mean QTc interval increased gradually over 48 weeks and remained stable through Week 96. An increase of > 60 ms in QTcF interval resulting in abnormal values of > 480 ms was reported in one patient. Prolongation of QT interval may increase the risk of cardiac arrhythmias.

There is limited information available on the potential for a pharmacodynamic interaction between RPV and drugs that prolong the QTc interval of the electrocardiogram.

ODEFSEY should be used with caution when co-administered with drugs with a known risk of Torsade de Pointes.

Depressive Disorders

During the Phase III trials of RPV in adult patients (N = 686) through 96 weeks, the incidence of depressive disorder adverse drug reactions (depressed mood, depression, dysphoria, major depression, mood altered, negative thoughts, suicide attempt, suicidal ideation) of at least moderate intensity (Grades 2 to 4) was 5%. The incidence of discontinuation due to depressive disorders was 1%. Suicide attempt was reported in 2 patients while suicide ideation was reported in 4 patients taking RPV. The incidence of these events was similar in the control group.

Patients with severe depressive symptoms should seek immediate medical evaluation to assess the possibility that the symptoms are related to RPV, and if so, to determine whether the risks of continued therapy with ODEFSEY outweigh the benefits.

Endocrine and Metabolism

Serum Lipids and Blood Glucose

Serum lipid and blood glucose levels may increase during antiretroviral therapy. Disease control and life style changes may also be contributing factors. Consideration should be given to the measurement of serum lipids and blood glucose. Lipid disorders and blood glucose elevations should be managed as clinically appropriate.

Gastrointestinal

ODEFSEY contains lactose. This medicine is not recommended for patients with rare hereditary problems of galactose intolerance (severe lactase deficiency or glucose-galactose malabsorption).

Hepatic/Biliary/Pancreatic

Hepatic Impairment

Emtricitabine has not been evaluated in patients with hepatic impairment; however, emtricitabine is not significantly metabolized by liver enzymes, so the impact of liver impairment is likely to be limited.

Rilpivirine is primarily metabolized and eliminated by the liver. No dose adjustment of ODEFSEY is required in patients with mild (Child-Pugh Class A) or moderate (Child-Pugh Class B) hepatic impairment. Rilpivirine has not been studied in patients with severe hepatic impairment (Child-Pugh Class C) and the use of ODEFSEY is not recommended in this population. Given that the metabolism of RPV is cytochrome P450-mediated and that clinical experience in patients with mild or moderate hepatic impairment is limited, caution should be exercised when administering ODEFSEY to this population (see **ACTION AND CLINICAL PHARMACOLOGY**).

Clinically relevant changes in tenofovir pharmacokinetics were not observed in patients with mild, moderate, or severe hepatic impairment, and no TAF dose adjustment is required in patients with hepatic impairment.

The safety and efficacy of ODEFSEY have not been studied specifically in patients with underlying liver disorders. Patients with chronic hepatitis B or C who are treated with antiretroviral therapy are at increased risk for severe and potentially fatal hepatic adverse events (see **WARNINGS AND PRECAUTIONS, Special Populations**).

Hepatotoxicity

Hepatic adverse events have been reported in patients receiving an RPV-containing regimen. Patients with underlying hepatitis B or C, or marked elevations in transaminases prior to treatment, may be at increased risk for worsening or development of transaminase elevations with use of RPV. A few cases of hepatic toxicity have been reported in adult patients receiving a RPV-containing regimen who had no pre-existing hepatic disease or other identifiable risk factors. Appropriate laboratory testing prior to initiating therapy and monitoring for hepatotoxicity during therapy with RPV is recommended in patients with underlying hepatic disease such as hepatitis B or C, or in patients with marked elevations in transaminases prior to treatment initiation. Liver enzyme monitoring should also be considered for patients without pre-existing hepatic dysfunction or other risk factors.

Pancreatitis

Caution should be exercised in the use of ODEFSEY in patients with a history of pancreatitis or risk factors for the development of pancreatitis. Pancreatitis has occurred during the use of nucleoside analogues. Therapy should be suspended in patients with suspected pancreatitis.

Lactic Acidosis/Severe Hepatomegaly with Steatosis

Lactic acidosis and severe hepatomegaly with steatosis, including fatal cases, have been reported with the use of nucleoside analogs, including FTC, a component of ODEFSEY, and tenofovir disoproxil fumarate (TDF), another prodrug of tenofovir, alone or in combination with other antiretrovirals. Treatment with ODEFSEY should be suspended in any patient who develops clinical or laboratory findings suggestive of lactic acidosis or pronounced hepatotoxicity (which may include hepatomegaly and steatosis even in the absence of marked transaminase elevations).

Immune

Immune Reconstitution Inflammatory Syndrome

Immune reconstitution inflammatory syndrome has been reported in patients treated with combination ART, including RPV, FTC, and ODEFSEY. During the initial phase of combination antiretroviral treatment, patients responding to ART may develop an inflammatory response to indolent or residual opportunistic infections (such as *Mycobacterium avium*-complex [MAC], cytomegalovirus [CMV], *Pneumocystis jirovecii* pneumonia [PCP], or tuberculosis [TB]), which may necessitate further evaluation and treatment.

Autoimmune disorders (such as Graves' disease, polymyositis, Guillain-Barré syndrome, and autoimmune hepatitis) have also been reported to occur in the setting of immune reconstitution, however, the time to onset is more variable, and can occur many months after initiation of treatment.

Musculoskeletal

Bone Effects

Tenofovir alafenamide and tenofovir have been shown to be associated with decreases in bone mineral density (BMD) in animal toxicology studies and in human clinical trials.

In a pooled analysis of two Phase III clinical studies in HIV-1 infected ART treatment-naïve adults who received FTC+TAF given with EVG+COBI as a FDC (administered as GENVOYA), the percentage of patients who had more than a 3% decrease from baseline in hip and spine BMD at Week 48 was 17% and 27%, respectively, at Week 96 was 23% and 26%, respectively, and at Week 144 was 28% and 30%, respectively (see **CLINICAL TRIALS**).

The effects of TAF-associated changes in BMD and biochemical markers on long-term bone health and future fracture risk are unknown.

Renal

Rilpivirine (a component of ODEFSEY) has not been studied in patients with renal impairment. Caution should be exercised prior to prescribing ODEFSEY to patients with severe renal impairment or end-stage renal disease whose drug absorption, distribution and metabolism may be altered secondary to renal dysfunction (see **Dosing Considerations, Testing Prior to Initiation and During Treatment with ODEFSEY**).

Renal impairment, including cases of acute renal failure and Fanconi syndrome (renal tubular injury with severe hypophosphatemia), has been reported with the use of tenofovir prodrugs in both animal toxicology studies and human trials. In clinical trials of FTC+TAF given with EVG+COBI as a FDC (administered as GENVOYA), there have been no cases of Fanconi syndrome or proximal renal tubulopathy.

Patients taking tenofovir prodrugs who have impaired renal function and those taking nephrotoxic agents including non-steroidal anti-inflammatory drugs are at increased risk of developing renal-related adverse reactions.

ODEFSEY should not be initiated in patients with estimated creatinine clearance below 30 mL / minute as there are insufficient data available regarding the use of ODEFSEY in this population.

Prior to or when initiating ODEFSEY, and during treatment with ODEFSEY, on a clinically appropriate schedule, assess serum creatinine, estimated creatinine clearance, urine glucose, and urine protein in all patients. In patients with chronic kidney disease, also assess serum phosphorus. Discontinue ODEFSEY in patients who develop clinically significant decreases in renal function or evidence of Fanconi syndrome.

Resistance/Cross-resistance

In the pooled analysis from two Phase III trials conducted with RPV, the emergence of resistance among patients was greater in the RPV arm as compared to the control (efavirenz) arm at Week 48 (10.6%, 5.3%, respectively) and at Week 96 (14%, 7.6%, respectively). More RPV-treated patients with baseline HIV-1 RNA > 100,000 copies/mL experienced virologic failure compared to patients with HIV RNA ≤ 100,000 copies/mL at baseline.

The observed virologic failures in RPV-treated patients conferred a higher cross resistance to the NNRTI class as compared to those in control-treated patients. More patients treated with RPV developed lamivudine/emtricitabine associated resistance as compared to those treated with the comparator (see **MICROBIOLOGY, Resistance, Cross-resistance**).

Risk of Adverse Reactions or Loss of Virologic Response Due to Drug Interactions

The concomitant use of ODEFSEY and other drugs may result in potentially significant drug interactions, some of which may lead to the loss of therapeutic effect of ODEFSEY and possible development of resistance due to reduced exposure of RPV (see **CONTRAINDICATIONS** and **DRUG INTERACTIONS**). Consider the potential for drug interactions prior to and during ODEFSEY therapy and review concomitant medications during ODEFSEY therapy.

Skin and Hypersensitivity Reactions

Severe skin and hypersensitivity reactions have been reported during the post-marketing experience, including cases of Drug Reaction with Eosinophilia and Systemic Symptoms (DRESS), with RPV-containing regimens. While some skin reactions were accompanied by constitutional symptoms such as fever, other skin reactions were associated with organ dysfunctions, including elevations in hepatic serum biochemistries. During the Phase III clinical trials conducted with RPV, treatment-related rashes with at least Grade 2 severity were reported in 3% of patients receiving RPV. No grade 4 rash was reported. Overall, most rashes were Grade 1 or 2 and occurred in the first four to six weeks of therapy (see **ADVERSE REACTIONS**). Discontinue ODEFSEY immediately if signs or symptoms of severe skin or hypersensitivity reactions develop, including but not limited to, severe rash or rash accompanied by fever, blisters, mucosal involvement, conjunctivitis, facial edema, angioedema, hepatitis or eosinophilia. Clinical status including laboratory parameters should be monitored and appropriate therapy should be initiated.

7.1. Special Populations

7.1.1. Patients Coinfected with HIV and HBV

The safety and efficacy of ODEFSEY have not been established in patients coinfecting with HIV-1 and HBV. It is recommended that all patients with HIV-1 be tested for HBV before or when initiating ART.

Severe acute exacerbations of hepatitis B (and association with liver decompensation and liver failure in some patients) may occur in patients coinfecting with HIV-1 and HBV after discontinuation of FTC and TAF, two of the components of ODEFSEY.

Hepatic function should be closely monitored with both clinical and laboratory follow-up for at least several months in patients who discontinue ODEFSEY and are coinfecting with HIV-1 and HBV. If appropriate, initiation of anti-hepatitis B therapy may be warranted. In patients with advanced liver disease or cirrhosis, post-treatment exacerbation of hepatitis may lead to hepatic decompensation and liver failure. In these

patients, therefore, discontinuation of treatment without initiation of alternative anti-hepatitis B therapy is not recommended.

7.1.2. Pregnant Women

There are no adequate and well-controlled studies of ODEFSEY or its components in pregnant women. ODEFSEY should not be used during pregnancy-unless the potential benefits outweigh the potential risks to the fetus.

Lower exposures of RPV were observed during pregnancy; therefore, viral load should be monitored closely.

Emtricitabine

The incidence of fetal variations and malformations was not increased in embryo-fetal toxicity studies performed with FTC in mice at exposures (AUC) approximately 60 times higher and in rabbits at approximately 120 times higher than human exposures at the recommended daily dose.

Rilpivirine

Rilpivirine in combination with a background regimen was evaluated in a clinical trial of 19 pregnant women during the second and third trimesters, and postpartum. The pharmacokinetic data demonstrate that total exposure (AUC) to RPV as a part of an antiretroviral regimen was approximately 30% lower during pregnancy compared with postpartum (6–12 weeks). Virologic response was preserved throughout the trial period. No mother to child transmission occurred in all 10 infants born to the mothers who completed the trial and for whom the HIV status was available. Rilpivirine was well tolerated during pregnancy and postpartum. There were no new safety findings compared with the known safety profile of RPV in HIV-1 infected adults (see **ACTION AND CLINICAL PHARMACOLOGY, Special Populations and Conditions, Pregnancy and Postpartum**).

Studies in animals have shown no evidence of embryonic or fetal toxicity or an effect on reproductive function. There was no teratogenicity with RPV in rats and rabbits. The exposures at the embryo-fetal No Observed Adverse Effects Levels (NOAEL) in rats and rabbits were respectively 15 and 70 times higher than the exposure in humans at the recommended dose of 25 mg once daily.

Tenofovir Alafenamide

In the embryo-fetal development study in rats, administration of TAF was associated with reduced fetal body weight and delayed ossification rate at ≥ 100 mg/kg. The NOAEL for embryo-fetal development was 25 mg/kg (approximately 10 times the clinical tenofovir exposure based on AUC).

In the embryo-fetal toxicity study in pregnant rabbits, administration of TAF resulted in significantly increased number of litters with minor external and visceral anomalies at 100 mg/kg (approximately 90 times the clinical tenofovir exposure based on AUC). The NOAEL for embryo-fetal development was 30 mg/kg/day (approximately 17 times the clinical tenofovir exposure based on AUC).

In the peri- and postnatal development study, administration of TDF, another prodrug of tenofovir, to pregnant rats resulted in increased peri/postpartum pup mortality, reduced pup survival, reduced pup body weights, reduced survival of F1 generation, reduced body weight/food consumption of F1 generation, and delayed sexual maturation of F1 generation at ≥ 400 mg/kg (approximately 90 times the clinical tenofovir exposure based on AUC). The NOAEL for these effects was 150 mg/kg (approximately 25 times the clinical tenofovir exposure based on AUC). These results are considered relevant to TAF.

Antiretroviral Pregnancy Registry: To monitor fetal outcomes of pregnant women exposed to ART including ODEFSEY, an Antiretroviral Pregnancy Registry has been established. Healthcare providers are encouraged to register patients,

<http://www.apregistry.com>
Telephone: 1 - (800) 258-4263
Fax: 1 - (800) 800-1052

7.1.3. Nursing Women

HIV-1 infected mothers should not breastfeed their infants to avoid risking postnatal transmission of HIV.

In humans, samples of breast milk obtained from five HIV-1 infected mothers given TRUVADA (FTC/TDF) show that FTC is secreted in human milk at estimated neonatal concentrations 3 to 12 times higher than the FTC IC_{50} but 3 to 12 times lower than the C_{min} achieved from oral administration of FTC. Breastfeeding infants whose mothers are being treated with FTC may be at risk for developing viral resistance to FTC. Other FTC-associated risks in infants breastfed by mothers being treated with FTC are unknown.

In animal studies it has been shown that tenofovir is secreted into milk. It is not known whether RPV and TAF are secreted in human milk.

Because of both the potential for HIV transmission and the potential for serious adverse reactions in nursing infants, **mothers should be instructed not to breastfeed if they are receiving ODEFSEY.**

7.1.4. Pediatrics (< 18 years of age)

The safety and efficacy of ODEFSEY have not been established in pediatric patients.

7.1.5. Geriatrics (≥ 65 years of age)

No data are available on which to make a dose recommendation for patients over the age of 65 years. In clinical trials, 80 of the 97 patients enrolled aged 65 years and over received FTC+TAF given with EVG+COBI as a FDC (administered as GENVOYA). No differences in safety or efficacy have been observed between elderly patients and those < 65 years of age (see **ACTION AND CLINICAL PHARMACOLOGY**). Clinical studies of RPV did not include sufficient numbers of patients aged 65 and over to determine whether they respond differently from adult patients < 65 years of age. In general, dose selection for the elderly patient should be cautious, keeping in mind the greater frequency of decreased hepatic, renal, or cardiac function, and of concomitant disease or other drug therapy.

8. ADVERSE REACTIONS

8.1. Adverse Drug Reaction Overview

No data are available from clinical studies of ODEFSEY in HIV-1 infected patients. The safety of ODEFSEY is based on studies of FTC+TAF when given with EVG+COBI as the FDC tablet, GENVOYA, and studies of RPV when given with FTC+TDF as individual components or as the FDC tablet, COMPLERA (FTC/RPV/TDF).

8.2. Clinical Trial Adverse Drug Reactions

Because clinical trials are conducted under very specific conditions the adverse reaction rates observed in the clinical trials may not reflect the rates observed in practice and should not be compared to the rates in the clinical trials of another drug. Adverse drug reaction information from clinical trials is useful for identifying drug-related adverse events and for approximating rates.

Clinical Trials in Treatment-Naïve Adults

Emtricitabine+Tenofovir Alafenamide-Containing Regimens

The safety assessment of FTC and TAF is based on Weeks 48, 96, and 144 pooled data from 1733 patients in two comparative clinical trials, Study GS-US-292-0104 (Study 104) and Study GS-US-292-0111 (Study 111), in antiretroviral treatment-naïve HIV-1 infected adult patients who received FTC+TAF (N = 866) given with EVG+COBI as a FDC tablet (administered as GENVOYA) once daily.

The proportion of patients who discontinued treatment with FTC+TAF (administered as GENVOYA) or FTC+TDF (administered as STRIBILD) due to adverse events, regardless of severity, was 0.9% and 1.5% at Week 48, and 1.3% and 3.3% at Week 144, respectively. Table 2 displays the frequency of adverse reactions (Grades 2-4) ≥ 1% observed in patients receiving FTC + TAF (administered as GENVOYA).

Table 2. Adverse Reactions^a (Grades 2-4) Reported in $\geq 1\%$ of HIV-1 Infected Treatment-Naïve Adults Receiving FTC+TAF (Administered as GENVOYA) or FTC+TDF (Administered as STRIBILD) in Studies 104 and 111 (Week 48 and Week 144 analyses^b)

	Week 48 and Week 144	
	FTC+TAF (Administered as GENVOYA) (N = 866)	FTC+TDF (Administered as STRIBILD) (N = 867)
GASTROINTESTINAL DISORDERS		
Nausea	1%	1%
Diarrhea	1%	< 1%
GENERAL DISORDERS AND ADMINISTRATION SITE CONDITIONS		
Fatigue	1%	1%
NERVOUS SYSTEM DISORDERS		
Headache	1%	1%

a Frequencies of adverse reactions are based on Grades 2-4 adverse events attributed to study drugs by the investigator.

b Frequencies of adverse reactions are the same for Week 48 through Week 144.

Rilpivirine-Containing Regimens

The safety assessment of RPV at Week 48 and Week 96 is based on pooled data from 686 patients in the Phase III controlled studies TMC278-C209 (ECHO) and TMC278-C215 (THRIVE) in adult patients with no antiretroviral treatment history who received RPV (25 mg once daily) in combination with other retroviral drugs; most (550) received FTC+TDF as background regimen (see **CLINICAL TRIALS**). In the Week 96 analysis, the median duration of exposure was 104 weeks. The proportion of patients who discontinued treatment with RPV in combination with FTC and TDF due to adverse drug reactions (ADRs) was 2%. Most ADRs occurred during the first 48 weeks of treatment and no new ADR terms were identified between 48 weeks and 96 weeks. Adverse reactions observed in these studies were generally consistent with those seen in previous studies of the individual components (Table 3).

Table 3. Selected Treatment-Emergent Adverse Reactions^a (Grades 2–4) Reported in ≥ 1% of Patients Receiving RPV or Efavirenz (EFV) in Combination with FTC/TDF in Studies C209 and C215 (Week 96)

	RPV + FTC/TDF (N = 550)	EFV + FTC/TDF (N = 546)
GASTROINTESTINAL DISORDER		
Abdominal Pain	2%	2%
Nausea	2%	3%
Vomiting	1%	2%
GENERAL DISORDERS AND ADMINISTRATION SITE CONDITION		
Fatigue	2%	3%
NERVOUS SYSTEM DISORDERS		
Dizziness ^b	1%	7%
Headache	4%	4%
Somnolence	< 1%	1%
PSYCHIATRIC DISORDERS		
Abnormal dreams	2%	5%
Depression	5%	3%
Insomnia	3%	3%
Sleep Disorders	1%	1%
SKIN AND SUBCUTANEOUS TISSUE DISORDERS		
Rash ^b	3%	10%
METABOLISM AND NUTRITION DISORDERS		
Decreased Appetite	1%	1%

• Frequencies of adverse reactions are based on all Grades 2-4 treatment-emergent adverse events, regardless of relationship to study drug.

b p-value < 0.0001 based on Fisher's exact test.

Clinical Trials in Virologically Suppressed Patients

Emtricitabine+Tenofovir Alafenamide-Containing Regimens

No new adverse reactions to FTC+TAF were identified through Week 96 in an open-label clinical trial Study GS-US-292-0109 (Study 109) of virologically suppressed patients who switched treatment from a TDF-containing combination regimen to FTC+TAF given with EVG+COBI as a FDC tablet (administered as GENVOYA) (N = 959).

Rilpivirine-Containing Regimens

No new adverse reactions to RPV given with FTC+TDF as a FDC tablet (administered as COMPLERA) were identified in stable, virologically-suppressed patients who switched to COMPLERA from a regimen containing a ritonavir-boosted protease inhibitor; however, the frequency of adverse reactions increased by 20% (GS-US-264-0106) after switching to COMPLERA.

Clinical Trials in Adult Patients with Renal Impairment

Emtricitabine+Tenofovir Alafenamide-Containing Regimens

The safety of FTC+TAF was evaluated through Week 144 in an open-label clinical study GS-US-292-0112 (Study 112) in 248 HIV-1 infected patients who were either treatment-naïve (N = 6) or virologically suppressed (N = 242) with mild to moderate renal impairment (eGFR by Cockcroft-Gault method 30 - 69 mL/min) received FTC+TAF given with EVG+COBI as a FDC tablet (administered as GENVOYA). The safety profile of FTC+TAF in patients with mild to moderate renal impairment was similar to that in patients with normal renal function (eGFR \geq 80 mL/min) (see **CLINICAL TRIALS**).

Patients coinfecting with Hepatitis B and/or Hepatitis C virus

Rilpivirine-Containing Regimens

In patients coinfecting with hepatitis B or C virus receiving RPV in studies C209 and C215, the incidence of hepatic enzyme elevation was higher than in patients receiving RPV who were not coinfecting. The same increase was also observed in the EFV arm. The pharmacokinetic exposure of RPV in coinfecting patients was comparable to that in patients without coinfection.

8.3. Less Common Clinical Trial Adverse Drug Reactions (< 1%)

Emtricitabine+Tenofovir Alafenamide-Containing Regimens

In addition to the adverse reactions presented in Table 2, abdominal pain, dyspepsia, flatulence, rash, and vomiting occurred at a frequency of < 1% and/or at severity of Grade 1 in the FTC+TAF group (administered as GENVOYA).

Rilpivirine-Containing Regimens

Treatment-emergent ADRs of at least moderate intensity (\geq Grade 2) occurring in less than 1% of antiretroviral treatment-naïve subjects receiving RPV are listed below. Some adverse events (*) have been included because of investigator's assessment of potential causal relationship and were considered serious or have been reported in more than 1 subject treated with RPV.

Gastrointestinal Disorders: Abdominal discomfort

Hepatobiliary Disorders: cholecystitis*, cholelithiasis*

Psychiatric Disorders: Depressed mood, anxiety

Renal and Urinary Disorders: glomerulonephritis membranous*, glomerulonephritis mesangioproliferative*, nephrolithiasis*

Adverse Reactions from Clinical Trials of the Components of ODEFSEY

For information on the safety profiles of EMTRIVA or Edurant, consult the Product Monographs for these products.

8.4. Abnormal Laboratory Findings: Hematologic, Clinical Chemistry and Other Quantitative Data

Emtricitabine+Tenofovir Alafenamide-Containing Regimens

The frequency of laboratory abnormalities (Grades 3-4) occurring in at least 2% of patients receiving FTC+TAF given with EVG+COBI as a FDC tablet (administered as GENVOYA) in Studies 104 and 111 are presented in Table 4.

Table 4. Laboratory Abnormalities (Grades 3-4) Reported in ≥ 2% of Patients Receiving FTC+TAF (Administered as GENVOYA) in Studies 104 and 111 (Week 48 and Week 144 Analyses)

Laboratory Parameter Abnormality ^a	Week 48		Week 144	
	FTC+TAF (Administered as GENVOYA) (N = 866)	FTC+TDF (Administered as STRIBILD) (N = 867)	FTC+TAF (Administered as GENVOYA) (N = 866)	FTC+TDF (Administered as STRIBILD) (N = 867)
Amylase (> 2.0 x ULN)	<2%	3%	3%	5%
ALT (> 5.0 x ULN)	<2%	<2%	3%	3%
AST (> 5.0 x ULN)	<2%	<2%	3%	4%
Creatine Kinase (≥ 10.0 x ULN)	7%	6%	11%	10%
LDL-cholesterol (fasted) (> 4.92 mmol/L)	5%	2%	11%	5%
Total Cholesterol (fasted) (> 7.77 mmol/L)	<2%	1%	4%	3%
Lipase ^b (≥ 3.0 x ULN)	4%	8%	5%	8%
Urine RBC (Hematuria) (> 75 RBC/HPF)	<2%	2%	3%	3%

1. Frequencies are based on treatment-emergent laboratory abnormalities.

2. Lipase test was performed only for patients with serum amylase > 1.5 x ULN (N = 90 for GENVOYA arm, N = 113 for STRIBILD arm at Week 48; N = 127 for GENVOYA arm, N = 154 for STRIBILD arm at Week 144).

Rilpivirine-Containing Regimens

Laboratory abnormalities observed in studies C209 and C215 were generally consistent with those seen in other studies of the individual components (Table 5).

Table 5. Significant Laboratory Abnormalities (Grades 3-4) Reported in Patients Who Received RPV or EFV in Combination with FTC/TDF in Studies C209 and C215 (Week 96)

Laboratory Parameter Abnormality	RPV + FTC/TDF (N = 550)	EFV + FTC/TDF (N = 546)
Creatinine (> 1.8 ULN)	0.2%	0.2%
Pancreatic Amylase (> 2 ULN ^a)	4.2%	4.9%
Lipase (> 3 ULN)	0.9%	1.5%
Decreased Hemoglobin (< 4.5 mmol/L)	0.2%	0.6%
Decreased Platelet Count (< 49.999 x 10 ⁹ /L)	0.0%	0.2%
Decreased White Blood Cell Count (< 1.499 x 10 ⁹ /L)	0.2%	0.2%
AST (> 5 ULN)	2.6%	3.6%
ALT (> 5 ULN)	1.6%	3.5%
Increased Bilirubin (> 2.5 ULN)	0.5%	0.4%
Total Cholesterol (fasted) (> 7.77 mmol/L)	0.2%	2.2%
LDL-Cholesterol (fasted) (≥ 4.91 mmol/L)	0.9%	3.9%
Triglycerides (fasted) (≥ 8.49 mmol/L)	0.5%	2.6%

a ULN = Upper limit of normal value.

Serum Lipids

Emtricitabine+Tenofovir Alafenamide-Containing Regimens

Patients receiving FTC+TAF (administered as GENVOYA) experienced higher increases in serum lipids than those receiving FTC+TDF (administered as STRIBILD). In the clinical trials of FTC+TAF, and of FTC+TDF, both given with EVG+COBI as a FDC tablet (administered as GENVOYA and STRIBILD, respectively), a similar percentage of patients receiving FTC+TAF, and FTC+TDF were on lipid lowering agents at baseline (2% and 3%, respectively). Similar percentages of subjects in each treatment group initiated lipid-modifying medications through Week 144, 5.5% and 5.8% in subjects receiving FTC+TAF and FTC+TDF, respectively.

Changes from baseline in total cholesterol, HDL-cholesterol, LDL-cholesterol, triglycerides, and total cholesterol to HDL ratio at Week 48 and Week 144 are presented in Table 6.

Table 6. Lipid Values, Mean Change from Baseline, Reported in Patients Receiving FTC+TAF (Administered as GENVOYA) or FTC+TDF (Administered as STRIBILD) in Studies 104 and 111^a (Week 48 and Week 144 Analyses)

	Week 48				Week 144			
	FTC+TAF (Administered as GENVOYA) (N = 866)		FTC+TDF (Administered as STRIBILD) (N = 867)		FTC+TAF (Administered as GENVOYA) (N = 866)		FTC+TDF (Administered as STRIBILD) (N = 867)	
	Baseline	Change ^b at Week 48	Baseline	Change ^b at Week 48	Baseline	Change ^c at Week 144	Baseline	Change ^c at Week 144
Total Cholesterol (fasted) mmol/L	4.19 [N = 757]	+0.78 [N = 757]	4.29 [N = 742]	+0.34 [N = 742]	4.19 [N=647]	+0.80 [N=647]	4.27 [N=627]	+0.6 [N=627]
HDL- cholesterol (fasted) mmol/L	1.19 [N = 757]	+0.18 [N = 757]	1.16 [N = 742]	+0.10 [N = 742]	1.21 [N=647]	+0.18 [N=647]	1.19 [N=627]	+0.08 [N=627]
LDL- cholesterol (fasted) mmol/L	2.69 [N = 753]	+0.39 [N = 753]	2.77 [N = 744]	+0.08 [N = 744]	2.66 [N=643]	+0.52 [N=643]	2.77 [N=628]	+0.21 [N=628]
Triglycerides (fasted) mmol/L	1.28 [N = 757]	+0.33 [N = 757]	1.34 [N = 742]	+0.11 [N = 742]	1.25 [N=647]	+0.33 [N=647]	1.30 [N=627]	+0.19 [N=627]
Total Cholesterol to HDL ratio	3.7 [N = 757]	0.2 [N = 757]	3.9 [N = 742]	0 [N = 742]	3.7 [N=647]	0.2 [N=647]	3.8 [N=627]	0.1 [N=627]

- a. Excludes patients who received lipid lowering agents during the treatment period.
 b. The change from baseline is the mean of within-patient changes from baseline for patients with both baseline and Week 48 values.
 c. The change from baseline is the mean of within-patient changes from baseline for patients with both baseline and Week 144 values.

Rilpivirine-Containing Regimens

Changes from baseline in total cholesterol, LDL-cholesterol, HDL-cholesterol and triglycerides are presented in Table 7. The mean changes from baseline were smaller in the RPV arm versus the EFV arm. The impact of such findings has not been demonstrated.

Table 7. Lipid Values, Mean Change from Baseline, Reported in Patients Receiving RPV or EFV in Combination with FTC/TDF in Studies C209 and C215 (Week 96)^a

	RPV + FTC/TDF (N = 550)		EFV + FTC/TDF (N = 546)	
	Baseline	Change ^b at Week 96	Baseline	Change ^b at Week 96
Total Cholesterol (fasted) ^c mmol/L	4.19 [N = 430]	0.05 [N = 430]	4.14 [N = 401]	0.67 [N = 401]
HDL-cholesterol (fasted) ^c mmol/L	1.09 [N = 429]	0.10 [N = 429]	1.03 [N = 399]	0.28 [N = 399]
LDL-cholesterol (fasted) ^c mmol/L	2.51 [N = 427]	-0.03 [N = 427]	2.48 [N = 397]	0.36 [N = 397]
Triglycerides (fasted) ^c mmol/L	1.39 [N = 430]	-0.16 [N = 430]	1.43 [N = 401]	0.07 [N = 401]

1. Excludes patients who received lipid-lowering agents during the treatment period.
2. The change from baseline is the mean of within-patient changes from baseline for patients with both baseline and Week 96 values.
 - p-value < 0.0001, Wilcoxon rank-sum test for treatment comparison of change from baseline.

Adrenal Function

Rilpivirine-Containing Regimens

In the pooled analysis of Phase III trials, at Week 48, the overall mean change from baseline in basal cortisol showed a decrease of 13.1 nmol/L in the RPV group and an increase of 9.0 nmol/L in the control (EFV) group. At Week 96, the overall mean change from baseline in basal cortisol showed a decrease of 19.1 nmol/L in the RPV group and a decrease of 0.6 nmol/L in the control group. At Week 48 and Week 96, the mean change from baseline in ACTH-stimulated cortisol levels was lower in the RPV group ($+16.5 \pm 6.14$ nmol/L and $+18.4 \pm 8.36$ nmol/L, respectively) than in the control group ($+58.1 \pm 6.66$ nmol/L and $+54.1 \pm 7.24$ nmol/L, respectively). Mean values for both basal and ACTH-stimulated cortisol values at Week 48 and Week 96 were within the normal range. Overall, there were no serious adverse events, deaths, or treatment discontinuations that could clearly be attributed to adrenal insufficiency. The effects on adrenal function are specific to RPV and not dependent on the background regimen.

Electrocardiogram Findings

Rilpivirine-Containing Regimens

In a Phase II clinical trial in antiretroviral-naïve HIV-1 infected patients, RPV at doses of 25 mg, 75 mg, and 150 mg once daily was associated with dose-dependent QTc prolongation. A pooled analysis of data from two Phase III clinical trials of

antiretroviral-naïve HIV-1 infected patients who received either RPV 25 mg once daily or control (EFV), showed statistically significant mean increase from baseline in the QTc interval at Weeks 48 and 96. During treatment with RPV 25 mg, the mean change from baseline in QTc increased through Week 48 without reaching plateau and remained stable between Week 48 and Week 96 (11.4 ms [95% CI 10.1, 12.8] and 12.4 ms [95% CI 11.0, 13.7], respectively). These trials excluded patients with high risk factors for proarrhythmia. The clinical relevance of these findings is unknown (see

DRUG INTERACTIONS, QT Prolonging Drugs; ACTION AND CLINICAL PHARMACOLOGY, Effects on Electrocardiogram).

8.5. Post-Market Adverse Drug Reactions

In addition to the adverse reaction reports from clinical trials, the following possible adverse reactions have been identified during post-approval use of FTC-, RPV-, or TAF-containing regimens. Because these events have been reported voluntarily from a population of unknown size, estimates of frequency cannot be made. These events have been considered possible adverse reactions due to a combination of their seriousness, frequency of reporting or potential causal relationship with treatment.

Emtricitabine

The following adverse experiences have been reported in post-marketing experience without regard to causality; some events represent a single report.

<i>Blood and lymphatic system disorders:</i>	Thrombocytopenia
<i>Gastrointestinal disorders:</i>	Pancreatitis
<i>General disorders and administrative site conditions:</i>	Pyrexia
<i>Metabolism and nutrition disorders:</i>	Lactic acidosis

Rilpivirine-Containing Regimens

<i>Metabolism and nutrition disorders:</i>	Weight increased
<i>Skin and subcutaneous tissue disorders:</i>	Severe skin reactions with systemic symptoms (including rashes accompanied by fever, blisters, conjunctivitis, angioedema, elevated liver function tests, and/or eosinophilia)
<i>Renal and genitourinary disorders:</i>	Nephrotic syndrome

Tenofovir Alafenamide-Containing Regimens

Skin and subcutaneous tissue disorders: Angioedema, urticaria

9. DRUG INTERACTIONS

9.1. Drug-Drug Interactions

ODEFSEY is indicated for use as a complete regimen for the treatment of HIV-1 infection; therefore ODEFSEY should not be coadministered with other antiretroviral medications. (see **WARNINGS AND PRECAUTIONS, General**).

As ODEFSEY contains FTC, RPV, and TAF, any interactions that have been identified with these agents individually may occur with ODEFSEY.

Drugs Inhibiting Cathepsin A

Coadministration of ODEFSEY with drugs that inhibit the lysosomal carboxypeptidase cathepsin A (CatA) may decrease metabolism of TAF to tenofovir in target cells, which may lead to reduced therapeutic effect of ODEFSEY and development of resistance (see

DRUG INTERACTIONS, Table 8).

Drugs Inducing or Inhibiting CYP3A Enzymes

Rilpivirine is primarily metabolized by cytochrome P450 (CYP) 3A; drugs that induce or inhibit CYP3A may thus affect the clearance of RPV (see **CONTRAINDICATIONS** and **ACTION AND CLINICAL PHARMACOLOGY**). Coadministration of RPV and drugs that induce CYP3A may result in decreased plasma concentrations of RPV, loss of virologic response, and possible resistance to RPV or to the class of NNRTIs which could potentially reduce the therapeutic effect of ODEFSEY. Coadministration of RPV and drugs that inhibit CYP3A may result in increased plasma concentrations of RPV.

Drugs Affecting P-glycoprotein and Breast Cancer Resistance Protein

Tenofovir alafenamide, a component of ODEFSEY, is transported by P-glycoprotein (P-gp) and breast cancer resistance protein (BCRP). Drugs that strongly affect P-gp and BCRP activity may lead to changes in TAF absorption (see Table 8). Drugs that induce P-gp activity are expected to decrease the absorption of TAF, resulting in decreased plasma concentration of TAF, which may lead to loss of therapeutic effect of ODEFSEY and development of resistance. Coadministration of ODEFSEY with other drugs that inhibit P-gp and BCRP may increase the absorption and plasma concentration of TAF.

Drugs Increasing Gastric pH

Coadministration of RPV with drugs that increase gastric pH (such as proton pump inhibitors, H₂-receptor antagonists, and antacids) may decrease plasma concentrations of RPV and lead to loss of virologic response and possible resistance to RPV or to the NNRTI class of antiretrovirals (see Table 8).

QT Prolonging Drugs

There is limited information available on the potential for a pharmacodynamic interaction between RPV and drugs that prolong the QTc interval of the electrocardiogram. In a study of healthy subjects, supratherapeutic doses of RPV (75 mg once daily and 300 mg once daily) have been shown to prolong the QTc interval of the electrocardiogram (see **ACTION AND CLINICAL PHARMACOLOGY**). ODEFSEY should be used with caution when coadministered with a drug with a known risk of QTc prolongation.

Rilpivirine is a substrate for CYP3A4. Plasma levels of RPV can be increased by inhibitors of CYP3A4. Drugs that inhibit CYP3A4 include, but are not limited to, azole antifungal agents (e.g., ketoconazole, fluconazole, voriconazole), clarithromycin, erythromycin, and telithromycin. Caution should be observed if these drugs are to be used concomitantly with ODEFSEY.

Caution should be observed when using ODEFSEY with drugs that can disrupt electrolyte levels, including, but not limited to, the following: loop, thiazide, and related diuretics; laxatives and enemas; amphotericin B; high dose corticosteroids.

ODEFSEY should be used with caution when coadministered with a drug with a known risk of Torsade de Pointes (see **WARNINGS AND PRECAUTIONS, Cardiovascular**).

Established and Other Potentially Significant Interactions

Drug interaction information for ODEFSEY with potential concomitant drugs is summarized in Table 8. The drug interactions described are based on studies conducted with either ODEFSEY, the components of ODEFSEY (FTC, RPV and TAF) as individual agents, or are potential drug interactions that may occur with ODEFSEY. As ODEFSEY should not be coadministered with other antiretroviral products, information regarding drug-drug interactions with other antiretroviral products (including protease inhibitors and NNRTIs) is not provided (see **WARNINGS AND PRECAUTIONS, General**). The table includes potentially significant interactions, but is not all inclusive (see also **CONTRAINDICATIONS**).

Table 8. Established and Other Potentially Significant^a Drug Interactions

Concomitant Drug Class: Drug Name	Effect ^b	Clinical Comment
Antacids: antacids (e.g., aluminium, magnesium hydroxide, or calcium carbonate)	↔ rilpivirine (antacids taken at least 2 hours before or at least 4 hours after rilpivirine) ↓ rilpivirine (concomitant intake)	Antacids should only be administered either at least 2 hours before or at least 4 hours after ODEFSEY.
Anticonvulsants: carbamazepine oxcarbazepine phenobarbital phenytoin	↓ rilpivirine ↓ tenofovir alafenamide	ODEFSEY is contraindicated with these anticonvulsants as coadministration may cause significant decreases in RPV and TAF plasma concentrations (induction of CYP3A and P-gp). This may result in loss of therapeutic effect of ODEFSEY and possible development of resistance to RPV and other NNRTIs.
Antimycobacterials: rifabutin ^d rifampin ^{c,d} rifapentine ^e	↓ rilpivirine ^d ↓ tenofovir alafenamide	Concomitant use of ODEFSEY with rifampin, rifabutin, and rifapentine (induction of CYP3A and P-gp) may cause significant decreases in RPV and TAF plasma concentrations. This may result in loss of therapeutic effect of ODEFSEY. Coadministration of ODEFSEY with rifabutin is not recommended. Coadministration of ODEFSEY with rifampin and rifapentine is contraindicated.
Azole Antifungal Agents: fluconazole itraconazole ketoconazole ^{c,d} posaconazole voriconazole	↑ rilpivirine ^{c,d} ↓ ketoconazole ^{c,d} ↑ tenofovir alafenamide	Concomitant use of ODEFSEY with azole antifungal agents (CYP3A and P-gp inhibitors) may cause an increase in the plasma concentrations of RPV (inhibition of CYP3A enzymes) and TAF (inhibition of P-gp). No dose adjustment is required when ODEFSEY is coadministered with azole antifungal agents.
Glucocorticoids: dexamethasone (systemic)	↓ rilpivirine	ODEFSEY is contraindicated in combination with systemic dexamethasone as coadministration may cause significant decreases in RPV plasma concentrations (induction of CYP3A and P-gp). This may result in loss of therapeutic effect of ODEFSEY and possible development of resistance to RPV and other NNRTIs. Alternatives should be considered, particularly for long-term use.

Concomitant Drug Class: Drug Name	Effect ^b	Clinical Comment
H ₂ -Receptor Antagonists: cimetidine famotidine ^{c,d} nizatidine ranitidine	↔ rilpivirine (famotidine taken 12 hours before rilpivirine or 4 hours after rilpivirine) ↓ rilpivirine (famotidine taken 2 hours before rilpivirine)	The combination of ODEFSEY and H ₂ -receptor antagonists should be used with caution as coadministration may cause significant decreases in RPV plasma concentrations (increase in gastric pH). H ₂ -receptor antagonists should only be administered at least 12 hours before or at least 4 hours after ODEFSEY.
Immunosuppressants: cyclosporine	↑ tenofovir alafenamide	Coadministration with cyclosporine may result in increased plasma concentration of TAF. Therapeutic monitoring is recommended upon coadministration with ODEFSEY.
Macrolide or Ketolide Antibiotics clarithromycin erythromycin telithromycin	↑ rilpivirine ↔ clarithromycin ↔ erythromycin ↔ telithromycin	Concomitant use of ODEFSEY with clarithromycin, erythromycin or telithromycin may cause an increase in the plasma concentrations of RPV (inhibition of CYP3A enzymes). Where possible, alternatives such as azithromycin should be considered.
Narcotic Analgesics: methadone ^d	↓ R (-) methadone ↓ S (+) methadone	No dose adjustments are required when initiating coadministration of methadone with ODEFSEY. However, clinical monitoring is recommended as methadone maintenance therapy may need to be adjusted in some patients.
Proton Pump Inhibitors: omeprazole ^{c,d} lansoprazole rabeprazole pantoprazole esomeprazole	↓ rilpivirine ↓ omeprazole	ODEFSEY is contraindicated with proton pump inhibitors as coadministration may cause significant decreases in RPV plasma concentrations (increase in gastric pH). This may result in loss of therapeutic effect of ODEFSEY and possible development of resistance to RPV and other NNRTIs.

a. This table is not all inclusive.

b. = increase, ↓ = decrease, ↔ = no effect

c. This interaction study has been performed with a dose (150 mg of RPV) higher than the recommended dose for RPV assessing the maximal effect on the coadministered drug. The dosing recommendation is applicable to the recommended dose of RPV 25 mg once daily.

d. The interaction was evaluated in a clinical study. All other drug-drug interactions shown are predicted.

e. Not available in Canada.

Drugs without Clinically Significant Interactions with ODEFSEY

Based on drug interaction studies conducted with ODEFSEY or the components of ODEFSEY, no clinically significant drug interactions have been either observed or are expected when ODEFSEY is combined with the following drugs: acetaminophen, atorvastatin, buprenorphine, chlorzoxazone, digoxin, ethinyl estradiol, famciclovir,

ledipasvir/sofosbuvir, metformin, midazolam, naloxone, norbuprenorphine, norethindrone, norgestimate/ethinyl estradiol, sertraline, sildenafil, simeprevir, sofosbuvir, sofosbuvir/velpatasvir, and sofosbuvir/velpatasvir/voxilaprevir.

Assessment of Drug Interactions

Emtricitabine

In vitro and clinical pharmacokinetic drug-drug interaction studies have shown that the potential for CYP-mediated interactions involving FTC with other medicinal products is low.

Emtricitabine is primarily excreted by the kidneys by a combination of glomerular filtration and active tubular secretion. No drug-drug interactions due to competition for renal excretion have been observed; however, coadministration of FTC with drugs that are eliminated by active tubular secretion may increase concentrations of FTC, and/or the coadministered drug.

Drugs that decrease renal function may increase concentrations of FTC.

Rilpivirine

Rilpivirine is primarily metabolized by cytochrome CYP3A, and drugs that induce or inhibit CYP3A may thus affect the clearance of RPV. Coadministration of ODEFSEY and drugs that induce CYP3A may result in decreased plasma concentrations of RPV and loss of virologic response and possible resistance. Coadministration of ODEFSEY and drugs that inhibit CYP3A may result in increased plasma concentrations of RPV. Coadministration of ODEFSEY with drugs that increase gastric pH may result in decreased plasma concentrations of RPV and loss of virologic response and possible resistance to RPV and to the class of NNRTIs.

Tenofovir Alafenamide

Tenofovir alafenamide is a substrate of P-gp and BCRP transporters. Drugs that strongly affect P-gp and BCRP activity may lead to changes in TAF absorption. Tenofovir alafenamide is not an inhibitor or inducer of CYP3A *in vivo*.

In vitro and clinical pharmacokinetic drug-drug interaction studies have shown that the potential for CYP-mediated interactions involving TAF with other medicinal products is low.

Drug Interaction Studies

The drug interaction studies described in Table 9 to Table 12 were conducted with ODEFSEY or its components (FTC, RPV, or TAF) administered alone.

As ODEFSEY should not be administered with other antiretroviral medications, information regarding drug-drug interactions with other antiretroviral agents is not provided (see **WARNINGS AND PRECAUTIONS**).

The effects of coadministered drugs on the exposure of RPV and TAF are shown in Table 9 and Table 10, respectively. The effects of RPV and TAF on the exposure of coadministered drugs are shown in Table 11 and Table 12, respectively. For information regarding clinical recommendations, see **DRUG INTERACTIONS, Drug-Drug Interactions**.

Table 9. Drug Interactions: Pharmacokinetic Parameters for RPV in the Presence of Co-administered Drugs

Coadministered Drug		RPV Dose (mg) / Schedule	N	Mean Ratio of RPV Pharmacokinetic Parameters With/Without Co-administered Drug (90% CI); No Effect = 1.00		
Drug	Dose (mg) / Schedule			C _{max}	AUC	C _{min}
Acetaminophen	500 single dose	150 once daily ^a	16	1.09 (1.01,1.18)	1.16 (1.10,1.22)	1.26 (1.16,1.38)
Atorvastatin	40 once daily	150 once daily ^a	16	0.91 (0.79,1.06)	0.90 (0.81,0.99)	0.90 (0.84,0.96)
Chlorzoxazone	500 single dose taken 2 hours after RPV	150 once daily ^a	16	1.17 (1.08,1.27)	1.25 (1.16,1.35)	1.18 (1.09,1.28)
Ethinylestradiol/ Norethindrone	0.035 once daily/ 1 mg once daily	25 once daily	15	↔b	↔b	↔b
Famotidine	40 single dose taken 12 hours before RPV	150 single dose ^a	24	0.99 (0.84,1.16)	0.91 (0.78,1.07)	NA
Famotidine	40 single dose taken 2 hours before RPV	150 single dose ^a	23	0.15 (0.12,0.19)	0.24 (0.20,0.28)	NA
Famotidine	40 single dose taken 4 hours after RPV	150 single dose ^a	24	1.21 (1.06,1.39)	1.13 (1.01,1.27)	NA
Ketoconazole	400 once daily	150 once daily ^a	15	1.30 (1.13,1.48)	1.49 (1.31,1.70)	1.76 (1.57, 1.97)
Methadone	60-100 once daily, individualised dose	25 once daily	12	↔b	↔b	↔b
Ledipasvir/ Sofosbuvir	90/400 once daily	25 once daily ^c	42	0.97 (0.92, 1.02)	0.95 (0.91, 0.98)	0.93 (0.89, 0.97)
Omeprazole	20 once daily	25 single dose	15	0.30 (0.24, 0.38)	0.35 (0.28, 0.44)	NA

Coadministered Drug		RPV Dose (mg) / Schedule	N	Mean Ratio of RPV Pharmacokinetic Parameters With/Without Co-administered Drug (90% CI); No Effect = 1.00		
Drug	Dose (mg) / Schedule			C _{max}	AUC	C _{min}
Rifabutin	300 once daily	25 once daily	18	0.69 (0.62, 0.76)	0.58 (0.52, 0.65)	0.52 (0.46, 0.59)
	300 once daily	50 once daily ^a	18	1.43 (1.30, 1.56) ^d	1.16 (1.06, 1.26) ^d	0.93 (0.85, 1.00) ^d
Rifampin	600 once daily	150 once daily ^a	16	0.31 (0.27, 0.36)	0.20 (0.18, 0.23)	0.11 (0.10, 0.13)
Simeprevir	25 once daily	150 once daily	23	1.04 (0.95, 1.30)	1.12 (1.05, 1.19)	1.25 (1.16, 1.35)
Sildenafil	50 single dose	75 once daily ^a	16	0.92 (0.85, 0.99)	0.98 (0.92, 1.05)	1.04 (0.98, 1.09)
Sofosbuvir/velpatasvir	400/100 once daily	25 once daily ^e	24	0.93 (0.88, 0.98)	0.95 (0.90, 1.00)	0.96 (0.90, 1.03)
Sofosbuvir/ velpatasvir/ voxilaprevir	400/100/100 + 100 voxilaprevir ^f once daily	25 once daily ^c	30	0.79 (0.74, 0.84)	0.80 (0.76, 0.85)	0.82 (0.77, 0.87)

CI = Confidence Interval; N = maximum number of subjects with data; NA = not available; ↔ = no change

a This interaction study has been performed with a dose higher than the recommended dose for Edurant (25 mg once daily) assessing the maximal effect on the co-administered drug.

b Comparison based on historic controls.

c Study conducted with ODEFSEY (FTC/RPV/TAF).

d Compared to RPV 25 mg once daily alone.

e Study conducted with COMPLERA (FTC/RPV/TDF).

f Study conducted with additional voxilaprevir 100 mg to achieve voxilaprevir exposures expected in HCV-infected patients

Table 10. Drug Interactions: Changes in Pharmacokinetic Parameters for TAF in the Presence of the Coadministered Drug^a

Coadministered Drug		TAF Dose (mg) / Schedule	N	Mean Ratio of TAF Pharmacokinetic Parameters (90% CI) ^b ; No effect = 1.00		
Drug	Dose (mg) / Schedule			C _{max}	AUC	C _{min}
Cobicistat	150 once daily	8 once daily	12	2.83 (2.20, 3.65)	2.65 (2.29, 3.07)	NA
Efavirenz ^c	600 once daily	40 once daily ^d	11	0.78 (0.58, 1.05)	0.86 (0.72, 1.02)	NA
Ledipasvir/ Sofosbuvir	90/400 once daily	25 once daily ^e	42	1.03 (0.94, 1.14)	1.32 (1.25, 1.40)	NA
Sertraline	50 single dose	10 once daily ^f	19	1.00	0.96	NA

ODEFSEY (emtricitabine/rilpivirine*/tenofovir alafenamide**) tablets
 *as rilpivirine hydrochloride **as tenofovir alafenamide hemifumarate
 Product Monograph

				(0.86, 1.16)	(0.89, 1.03)	
Sofosbuvir/ velpatasvir/ voxilaprevir	400/100/100 + 100 voxilaprevir ^g once daily	25 once daily ^e	30	1.32 (1.17, 1.48)	1.52 (1.43, 1.61)	NA

CI = Confidence Interval; NA = not available

a All interaction studies conducted in healthy volunteers.

b All No Effect Boundaries are 70% -143% unless otherwise specified.

c A moderate P-gp and CYP3A4 inducer.

d Study conducted with DESCOVY (FTC/TAF).

e Study conducted with ODEFSEY (FTC/RPV/TAF).

f Study conducted with GENVOYA (EVG/COBI/FTC/TAF).

g Study conducted with additional voxilaprevir 100 mg to achieve voxilaprevir exposures expected in HCV-infected patients.

Table 11. Drug Interactions: Pharmacokinetic Parameters for Coadministered Drugs in the Presence of RPV

Co-administered Drug		RPV Dose (mg)/Schedule	N	Mean Ratio of Co-administered Drug Pharmacokinetic Parameters With/Without EDURANT (90% CI); No Effect = 1.00		
Drug	Dose (mg)/Schedule			C _{max}	AUC	C _{min}
Analgesic						
Acetaminophen	500 single dose	150 once daily ^a	16	0.97 (0.86, 1.10)	0.92 (0.85, 0.99)	NA
Antifungal Agent						
Ketoconazole	400 once daily	150 once daily ^a	14	0.85 (0.80, 0.90)	0.76 (0.70, 0.82)	0.34 (0.25, 0.46)
Antihyperglycemic Agent						
Metformin	850 single dose	25 once daily	20	1.02 (0.95, 1.10)	0.97 (0.90, 1.06) ^c	NA
Antimicrobacterials						
Rifampin	600 once daily	150 once daily ^a	16	1.02 (0.93, 1.12)	0.99 (0.92, 1.07)	NA
25-desacetyl-rifampin			16	1.00 (0.87, 1.15)	0.91 (0.77, 1.07)	NA
Centrally Acting Skeletal Muscle Relaxants						
Chlorzoxazone	500 single dose taken 2 hours after RPV	150 once daily ^a	16	0.98 (0.85, 1.13)	1.03 (0.95, 1.13)	NA
Cardiac Glycoside						

ODEFSEY (emtricitabine/rilpivirine*/tenofovir alafenamide**) tablets
 *as rilpivirine hydrochloride **as tenofovir alafenamide hemifumarate
 Product Monograph

Co-administered Drug		RPV Dose (mg)/Schedule	N	Mean Ratio of Co-administered Drug Pharmacokinetic Parameters With/Without EDURANT (90% CI); No Effect = 1.00		
Drug	Dose (mg)/Schedule			C _{max}	AUC	C _{min}
Digoxin	0.5 single dose	25 once daily	22	1.06 (0.97, 1.17)	0.98 (0.93, 1.04) ^b	NA
HCV Antivirals						
Ledipasvir	90/400 once daily	25 once daily	41	1.01 (0.97, 1.05)	1.02 (0.97, 1.06)	1.02 (0.98, 1.07)
Sofosbuvir				0.96 (0.89, 1.04)	1.05 (1.01, 1.09)	NA
GS-331007 ^d				1.08 (1.05, 1.11)	1.08 (1.06, 1.10)	1.10 (1.07, 1.12)
Sofosbuvir	400/100 once daily	25 once daily ^e	24	1.09 (0.95, 1.25)	1.16 (1.10, 1.24)	NA
GS-331007 ^d				0.96 (0.90, 1.01)	1.04 (1.00, 1.07)	1.12 (1.07, 1.17)
Velpatasvir				0.96 (0.85, 1.10)	0.99 (0.88, 1.11)	1.02 (0.91, 1.15)
Sofosbuvir	400/100/100 + 100 voxilaprevir ^f once daily	25 once daily	30	0.95 (0.86, 1.05)	1.01 (0.97, 1.06)	NA
GS-331007 ^d				1.02 (0.98, 1.06)	1.04 (1.01, 1.06)	NA
Velpatasvir				1.05 (0.96, 1.16)	1.01 (0.94, 1.07)	1.01 (0.95, 1.09)
Voxilaprevir				0.96 (0.84, 1.11)	0.94 (0.84, 1.05)	1.02 (0.92, 1.12)
Simeprevir	150 once daily	25 once daily	21	1.10 (0.97, 1.26)	1.06 (0.94, 1.19)	0.96 (0.83, 1.11)
HMG-CoA Reductase Inhibitors						
Atorvastatin	40 once daily	150 once daily ^a	16	1.35 (1.08, 1.68)	1.04 (0.97, 1.12)	0.85 (0.69, 1.03)

Co-administered Drug		RPV Dose (mg)/Schedule	N	Mean Ratio of Co-administered Drug Pharmacokinetic Parameters With/Without EDURANT (90% CI); No Effect = 1.00		
Drug	Dose (mg)/Schedule			C _{max}	AUC	C _{min}
2-hydroxy-atorvastatin			16	1.58 (1.33, 1.87)	1.39 (1.29, 1.50)	1.32 (1.10, 1.58)
4-hydroxy-atorvastatin			16	1.28 (1.15, 1.43)	1.23 (1.13, 1.33)	NA
Oral Contraceptives						
Ethinylestradiol	0.035 once daily	25 once daily	17	1.17 (1.06, 1.30)	1.14 (1.10, 1.19)	1.09 (1.03, 1.16)
Norethindrone	1 once daily		17	0.94 (0.83, 1.06)	0.89 (0.84, 0.94)	0.99 (0.90, 1.08)
Opiate Agonists						
R (-) methadone	60-100 once daily, individualized dose	25 once daily	13	0.86 (0.78, 0.95)	0.84 (0.74, 0.95)	0.78 (0.67, 0.91)
S (+) methadone			13	0.87 (0.78, 0.97)	0.84 (0.74, 0.96)	0.79 (0.67, 0.92)
Proton Pump Inhibitors						
Omeprazole	20 once daily	150 once daily ^a	15	0.86 (0.68, 1.09)	0.86 (0.76, 1.03)	NA
Vasodilating Agent						
Sildenafil	50 single dose	75 once daily ^a	16	0.93 (0.80, 1.08)	0.97 (0.87, 1.08)	NA
N-desmethyl-sildenafil			16	0.90 (0.80, 1.02)	0.92 (0.85, 0.99) ^b	NA

CI = Confidence Interval; N = maximum number of subjects with data; NA = not available

a This interaction study has been performed with a dose higher than the recommended dose of Edurant (25 mg once daily) assessing the maximal effect on the co-administered drug.

b AUC_(0-last)

c N (maximum number of subjects with data for AUC_(0-∞)) = 15

d The predominant circulating nucleoside metabolite of sofosbuvir.

e Study conducted with COMPLERA (FTC/RPV/TDF).

f Study conducted with additional voxilaprevir 100 mg to achieve voxilaprevir exposures expected in HCV-infected patients.

Table 12. Drug Interactions: Changes in Pharmacokinetic Parameters for Coadministered Drug in the Presence of TAF^a

Coadministered Drug		TAF Dose (mg) / Schedule	N	Mean Ratio of Coadministered Drug Pharmacokinetic Parameters (90% CI) ^b ; No effect = 1.00		
Drug	Dose (mg)/Schedule			C _{max}	AUC	C _{min}
Benzodiazepines						
Midazolam ^b	2.5 single dose, orally	25 once daily	18	1.02 (0.92, 1.13)	1.13 (1.04, 1.23)	NA
	1 single dose, IV			0.99 (0.89, 1.11)	1.08 (1.04, 1.13)	NA
HCV Antivirals						
Ledipasvir	90/400 once daily	25 once daily ^c	41	1.01 (0.97, 1.05)	1.02 (0.97, 1.06)	1.02 (0.98, 1.07)
Sofosbuvir				0.96 (0.89, 1.04)	1.05 (1.01, 1.09)	NA
GS-331007 ^d				1.08 (1.05, 1.11)	1.08 (1.06, 1.10)	1.10 (1.07, 1.12)
Sofosbuvir	400 /100 /100 + 100 ^f once daily	25 once daily ^c	30	0.95 (0.86, 1.05)	1.01 (0.97, 1.06)	NA
GS-331007 ^d				1.02 (0.98, 1.06)	1.04 (1.01, 1.06)	NA
Velpatasvir				1.05 (0.96, 1.16)	1.01 (0.94, 1.07)	1.01 (0.95, 1.09)
Voxilaprevir				0.96 (0.84, 1.11)	0.94 (0.84, 1.05)	1.02 (0.92, 1.12)
Oral Contraceptives						
Norelgestromin	norgestimate 0.180/0.215/0.250 once daily / ethinyl estradiol 0.025 once daily	25 once daily ^e	15	1.17 (1.07, 1.26)	1.12 (1.07, 1.17)	1.16 (1.08, 1.24)
Norgestrel				1.10 (1.02, 1.18)	1.09 (1.01, 1.18)	1.11 (1.03, 1.20)
Ethinyl estradiol				1.22 (1.15, 1.29)	1.11 (1.07, 1.16)	1.02 (0.92, 1.12)

NA = Not Available; IV = intravenous

a All interaction studies conducted in healthy volunteers.

b A sensitive CYP3A4 substrate.

c Study conducted with ODEFSEY (FTC/RPV/TAF).

d The predominant circulating nucleoside metabolite of sofosbuvir.

e Study conducted with DESCOVY (FTC/TAF).

f Study conducted with additional voxilaprevir 100 mg to achieve voxilaprevir exposures expected in HCV-infected patients.

9.2. Drug-Food Interactions

Interactions with food have not been established.

Grapefruit or grapefruit juice can inhibit CYP3A enzyme activity and should be avoided with ODEFSEY.

Effect of Food on Absorption

It is recommended that ODEFSEY be taken with a meal (see **ACTION AND CLINICAL PHARMACOLOGY, Pharmacokinetics**).

9.3. Drug-Herb Interactions

Coadministration of St. John's wort (*Hypericum perforatum*), a potent CYP3A inducer, may significantly decrease RPV and TAF plasma concentrations, which may result in loss of therapeutic effect and development of resistance.

Coadministration of ODEFSEY with St. John's wort is contraindicated.

9.4. Drug-Laboratory Interactions

Interactions of ODEFSEY with laboratory tests have not been established.

10. ACTION AND CLINICAL PHARMACOLOGY

10.1. Mechanism of Action

ODEFSEY is a fixed-dose combination single tablet regimen of the antiretroviral drugs FTC, RPV, and TAF (see **MICROBIOLOGY, Antiviral Activity**).

Emtricitabine

Emtricitabine, a synthetic nucleoside analog of cytidine, is phosphorylated by cellular enzymes to form FTC 5'-triphosphate. Emtricitabine 5'-triphosphate inhibits the activity of the HIV-1 reverse transcriptase by competing with the natural substrate deoxycytidine 5'-triphosphate and by being incorporated into nascent viral DNA which results in chain termination.

Emtricitabine has activity that is specific to human immunodeficiency virus (HIV-1 and HIV-2) and HBV.

Emtricitabine triphosphate is a weak inhibitor of mammalian DNA polymerases that include mitochondrial DNA polymerase γ and there was no evidence of toxicity to mitochondria *in vitro* and *in vivo*.

Rilpivirine

Rilpivirine is a diarylpyrimidine NNRTI of HIV-1. RPV activity is mediated by noncompetitive inhibition of HIV-1 reverse transcriptase. RPV does not inhibit the human cellular DNA polymerase α , β , and mitochondrial DNA polymerase γ .

Tenofovir Alafenamide

Tenofovir alafenamide is a phosphoramidate prodrug of tenofovir (2'-deoxyadenosine monophosphate analogue) and differs from TDF which is another prodrug of tenofovir. Tenofovir alafenamide is permeable into cells and due to increased plasma stability and intracellular activation through hydrolysis by cathepsin A, TAF is more efficient (> 4-fold at clinical doses) than TDF in loading tenofovir into peripheral blood mononuclear cells (PBMCs) (including lymphocytes and other HIV target cells) and macrophages. Intracellular tenofovir is subsequently phosphorylated to the pharmacologically active metabolite tenofovir diphosphate. Tenofovir diphosphate inhibits HIV replication through incorporation into viral DNA by the HIV reverse transcriptase, which results in DNA chain-termination.

Tenofovir has activity that is specific to human immunodeficiency virus (HIV-1 and HIV-2). Tenofovir alafenamide displayed antiviral activity in cell culture against all HIV-1 groups. *In vitro* studies have shown that both FTC and tenofovir can be fully phosphorylated when combined in cells. Tenofovir diphosphate is a weak inhibitor of mammalian DNA polymerases that include mitochondrial DNA polymerase γ . In the *in vitro* study, TAF did not significantly affect mitochondrial DNA in HepG2 cells.

10.2. Pharmacodynamics

Effects on Electrocardiogram

The effect of RPV on the QTc interval of the ECG was evaluated in two Phase I studies in healthy adult volunteers. Rilpivirine at the recommended therapeutic dose of 25 mg q.d. was examined in a double-blind, double-dummy, randomized, placebo- and active-controlled three-way crossover study in healthy adult volunteers (N = 60, 35M/25F), with 13 ECG recordings over 24 hours on day 11 of treatment (steady-state). Rilpivirine at the dose of 25 mg q.d. was not associated with a statistically significant or clinically relevant effect on the QTc interval. Rilpivirine at doses of 75 mg q.d., and 300 mg q.d. was studied in a double-blind, double-dummy, randomized, placebo and active controlled, three-way crossover study in healthy adult volunteers (N = 41, 22F/19M), with 13 ECG recordings over 24 hours on day 1 and day 11 of treatment. On day 11 of treatment (steady-state), the maximum mean QTc interval prolongation (baseline- and placebo-adjusted) was 10.7 (90% CI 6.1, 15.3) ms in the 75 mg q.d. treatment arm and 23.3 (90% CI 18.0, 28.7) ms at 4.5 h post-dosing in the 300 mg q.d. arm.

For QTc interval effects with long-term treatment in the target patient population see **ADVERSE REACTIONS, Electrocardiogram Findings**. See also **WARNINGS AND PRECAUTIONS, Cardiovascular** and

DRUG INTERACTIONS, QT Prolonging Drugs.

In a thorough QT/QTc study in 48 healthy subjects, TAF at the therapeutic dose or at a suprathreshold dose, approximately 5 times the recommended therapeutic dose, did not affect the QT/QTc interval and did not prolong the PR interval. The effect of FTC on the QT interval is not known.

10.3. Pharmacokinetics

Comparative Bioavailability

The bioavailabilities of FTC and TAF were comparable when comparing ODEFSEY 200/25/25 mg to GENVOYA (EVG/COBI/FTC/TAF [150/150/200/10 mg] FDC tablet) following single-dose administration to healthy subjects under moderate fat fed conditions (N = 95) (see **CLINICAL TRIALS, Pivotal Comparative Bioavailability Study**).

The bioavailability of RPV was comparable when comparing ODEFSEY 200/25/25 mg to Edurant (RPV) 25 mg following single-dose administration to healthy subjects under moderate fat fed conditions (N = 95) (see **CLINICAL TRIALS, Pivotal Comparative Bioavailability Study**).

Absorption and Bioavailability

The multiple dose pharmacokinetic parameters of FTC, RPV and TAF and its metabolite tenofovir are provided in Table 13. Following oral administration in adult patients, peak plasma concentrations were observed 3 hours post-dose for FTC and 1 hour post-dose for TAF. Exposure to RPV was generally lower in HIV-1-infected patients than in healthy subjects. After oral administration, the C_{max} of RPV is achieved within 4–5 hours. The absolute bioavailability of FTC, RPV, and TAF are unknown.

Table 13. Multiple Dose Pharmacokinetic Parameters of FTC, RPV, TAF and its Metabolite Tenofovir Following Oral Administration with Food in HIV-Infected Adults

Parameter	Emtricitabine ^a Mean (CV%)	Rilpivirine ^b Mean (CV%)	Tenofovir Alafenamide ^c Mean (CV%)	Tenofovir ^{d,e} Mean (CV%)
C _{max} (microgram/mL)	2.1 (20.2)	ND	0.16 (51.1)	0.02 (26.1)
AUC _{tau} (microgram•hour/mL)	11.7 (16.6)	2.2 (38.1)	0.21 (71.8)	0.29 (27.4)

C _{trough} (microgram/mL)	0.10 (46.7)	0.08 (44.3)	NA	0.01 (28.5)
---------------------------------------	-------------	-------------	----	-------------

CV = Coefficient of Variation; NA = Not Applicable; ND = Not Determined

- From Intensive PK analysis in Study 102, N=19
- From Population PK analysis in studies (C209 and C215) conducted in treatment-naïve adults with HIV-1 infection treated with RPV, N=679.
- From Population PK analysis in studies (104 and 111) conducted in EVG+COB+FTC+TAF, N=539.
- From Population PK analysis in studies (104 and 111) conducted in EVG+COB+FTC+TAF, N=841.
- In Studies 104 and 111, a 10 mg oral dose of TAF in GENVOYA resulted in greater than 90% lower concentrations of tenofovir in plasma as compared to a 300 mg oral dose of TDF in STRIBILD.

Effect of Food on Absorption

Relative to fasting conditions, the administration of ODEFSEY to healthy adult subjects with a moderate fat meal (~600 kcal, 27% fat) or high fat meal (~800-1000 kcal, 50% fat) resulted in a decrease in FTC systemic exposure (AUC) by 9 and 12%, respectively, and a decrease in C_{max} of 24% and 26%, respectively. The median T_{max} was delayed by 1 hour when ODEFSEY was administered with a meal. The decrease in FTC systemic exposure when ODEFSEY was administered with food is not considered significant.

Relative to fasting conditions, the administration of ODEFSEY to healthy adult subjects with a moderate fat meal (~600 kcal, 27% fat) or high fat meal (~800-1000 kcal, 50% fat) resulted in increased RPV systemic exposure (AUC) by 19% and 82%, respectively, and an increase in C_{max} of 42% and 111%, respectively. The median T_{max} was delayed by 1.0 hour under fed conditions.

Relative to fasting conditions, the administration of ODEFSEY to healthy adult subjects with a moderate fat meal (~600 kcal, 27% fat) or high fat meal (~800-1000 kcal, 50% fat) resulted in increased TAF systemic exposure (AUC) by 45% and 53%, respectively. The C_{max} values were not comparable under fasting and fed conditions and the median T_{max} was delayed approximately 1.0 hour under fed conditions.

As a result of the decrease in systemic exposure (AUC) and C_{max} of RPV when ODEFSEY is administered under fasting conditions, it is recommended that ODEFSEY be taken with a meal to obtain optimal absorption (see **DOSAGE AND ADMINISTRATION, Dosing Considerations**).

Distribution

Emtricitabine

In vitro binding of FTC to human plasma proteins is < 4% and is independent of concentration over the range of 0.02 to 200 µg/mL. At peak plasma concentration, the mean plasma to blood drug concentration ratio was ~1.0 and the mean semen to plasma drug concentration ratio was ~4.0.

Rilpivirine

Rilpivirine is approximately 99.7% bound to plasma proteins *in vitro*, primarily to albumin. The distribution of RPV into compartments other than plasma (e.g., cerebrospinal fluid, genital tract secretions) has not been evaluated in humans.

Tenofovir Alafenamide

The binding of tenofovir to human plasma proteins is < 0.7% and is independent of concentration over the range of 0.01 to 25 µg/mL. The binding of TAF to human plasma proteins in samples collected during clinical studies was approximately 80%.

Distribution studies in dogs showed 5.7 to 15-fold higher [¹⁴C]-radioactivity in lymphoid tissues (iliac, axillary, inguinal and mesenteric lymph nodes, and spleen) 24 hours following administration of an equivalent dose of [¹⁴C]-TAF relative to [¹⁴C]-TDF.

Metabolism

Emtricitabine

Emtricitabine is not significantly metabolized.

In vitro studies indicate that FTC is not an inhibitor of human CYP450 enzymes. Following administration of [¹⁴C]-FTC, complete recovery of the FTC dose was achieved in urine (~86%) and feces (~14%). Thirteen percent of the dose was recovered in the urine as three putative metabolites. The biotransformation of FTC includes oxidation of the thiol moiety to form the 3'-sulfoxide diastereomers (~9% of dose) and conjugation with glucuronic acid to form 2'-O-glucuronide (~4% of dose). No other metabolites were identifiable.

Rilpivirine

In vitro experiments indicate that RPV primarily undergoes oxidative metabolism mediated by the cytochrome P450 (CYP) 3A system.

Tenofovir Alafenamide

Metabolism is a major elimination pathway for tenofovir alafenamide in humans, accounting for > 80% of an oral dose. *In vitro* studies have shown that TAF is metabolized to tenofovir (major metabolite) by cathepsin A in PBMCs (including lymphocytes and other HIV target cells) and macrophages; and by carboxylesterase-1 in hepatocytes. Tenofovir alafenamide is a substrate of P-gp and BCRP transporters, and is minimally metabolized by CYP3A4. Upon coadministration with the moderate CYP3A inducer probe EFV, TAF exposure was unaffected.

In vivo, TAF is hydrolyzed within cells to form tenofovir (major metabolite), which is phosphorylated to the active metabolite, tenofovir diphosphate. In human clinical

studies, a 10 mg oral dose of TAF resulted in tenofovir diphosphate concentrations > 4-fold higher in PBMCs and > 90% lower concentrations of tenofovir in plasma as compared to a 300 mg oral dose of TDF.

In vitro, TAF is not an inhibitor of CYP1A2, CYP2B6, CYP2C8, CYP2C9, CYP2C19, or CYP2D6. TAF is not an inhibitor or inducer of CYP3A *in vivo*.

Excretion

Emtricitabine

The plasma half-life of FTC was approximately 10 hours. Following FTC dosing, the steady state mean intracellular half-life of FTC 5'-triphosphate (the active drug moiety) in PBMCs was 39 hours. Emtricitabine is primarily excreted in the urine by a combination of glomerular filtration and active tubular secretion.

Rilpivirine

The terminal elimination half-life of RPV is approximately 45 hours. After single dose oral administration of [¹⁴C]-rilpivirine, on average 85% and 6.1% of the radioactivity could be retrieved in feces and urine, respectively. In feces, unchanged RPV accounted for on average 25% of the administered dose. Only trace amounts of unchanged RPV (< 1% of dose) were detected in urine.

Tenofovir Alafenamide

Tenofovir alafenamide is eliminated following metabolism to tenofovir. Tenofovir is eliminated from the body in the feces and urine by both glomerular filtration and active tubular secretion. Tenofovir alafenamide and tenofovir have a median plasma half-life of 0.51 and 32.37 hours, respectively. Renal excretion of intact tenofovir alafenamide is a minor pathway with < 1% of the dose eliminated in urine. The pharmacologically active metabolite, tenofovir diphosphate, has a half-life of 150-180 hours within PBMCs.

Linearity/Non-linearity

Emtricitabine

The multiple dose pharmacokinetics of FTC are dose proportional over the dose range of 25 mg to 200 mg.

Tenofovir Alafenamide

TAF exposures are dose proportional over the dose range of 8 mg to 125 mg.

Special Populations and Conditions

Pediatrics (< 18 years of age)

ODEFSEY is not indicated for use in pediatric patients <18 years of age.

Geriatrics (≥ 65 years of age)

Clinical studies of RPV did not include sufficient numbers of patients aged 65 and over to determine whether they respond differently from adult patients < 65 years of age. Population pharmacokinetics analysis of HIV-infected patients in Phase II and Phase III trials of FTC+TAF given with EVG+COBI as a FDC tablet showed that within the age range of 12 to 82 years, age did not have a clinically relevant effect on exposures of TAF. ODEFSEY should be used with caution in this population.

Race

Emtricitabine

No pharmacokinetic differences due to race have been identified following the administration of FTC.

Rilpivirine and Tenofovir Alafenamide

Population pharmacokinetic analysis in HIV-1-infected patients indicated that race had no clinically relevant effect on the exposure to RPV or TAF.

Gender

No clinically relevant pharmacokinetic differences have been observed between men and women for FTC, RPV and TAF.

Hepatic Impairment

Emtricitabine

The pharmacokinetics of FTC has not been studied in patients with hepatic impairment; however, FTC is not significantly metabolized by liver enzymes, so the impact of liver impairment should be limited.

Rilpivirine

RPV is primarily metabolized and eliminated by the liver. In a study comparing 8 patients with mild hepatic impairment (Child-Pugh score A) to 8 matched controls and 8 patients with moderate hepatic impairment (Child-Pugh score B) to 8 matched controls, the multiple dose exposure of RPV was 47% higher in subjects with mild hepatic impairment and 5% higher in subjects with moderate hepatic impairment. No RPV dose adjustment is required in patients with mild or moderate hepatic impairment. RPV has not been studied in patients with severe hepatic impairment (Child Pugh score C).

Tenofovir Alafenamide

Clinically relevant changes in the pharmacokinetics of TAF or its metabolite tenofovir were not observed in patients with mild, moderate, or severe hepatic impairment; no TAF dose adjustment is required in patients with hepatic impairment.

Renal Impairment

Emtricitabine

FTC is principally eliminated by renal excretion, and the exposure to FTC increases in patients with renal impairment.

Rilpivirine

Population pharmacokinetic analysis indicated that RPV exposure was similar in HIV-1 infected subjects with mild renal impairment relative to HIV-1 infected subjects with normal renal function. There is limited or no information regarding the pharmacokinetics of RPV in patients with moderate or severe renal impairment or in patients with end-stage renal disease, and RPV concentrations may be increased due to alteration of drug absorption, distribution, and metabolism secondary to renal dysfunction. The potential impact is not expected to be of clinical relevance for HIV-1-infected patients with moderate renal impairment, and no dose adjustment is required in these patients. RPV should be used with caution and with increased monitoring for adverse effects in patients with severe renal impairment or end-stage renal disease. As RPV is highly bound to plasma proteins, it is unlikely that it will be significantly removed by hemodialysis or peritoneal dialysis (see **WARNINGS AND PRECAUTIONS, Special Populations**).

Tenofovir Alafenamide

No clinically relevant differences in TAF or tenofovir pharmacokinetics were observed between healthy subjects and subjects with severe renal impairment (estimated creatinine clearance < 30 mL/minute) in studies of TAF. There are no pharmacokinetic data on TAF in patients with creatinine clearance < 15 mL/minute.

Hepatitis B and/or Hepatitis C Virus Coinfection

Pharmacokinetics of FTC and TAF have not been fully evaluated in patients coinfecting with hepatitis B and/or C virus. Population pharmacokinetic analysis indicated that hepatitis B and/or C virus coinfection had no clinically relevant effect on the exposure to RPV.

Pregnancy and Postpartum

The exposure to total RPV after intake of RPV 25 mg once daily as part of an antiretroviral regimen was lower during pregnancy (similar for the 2nd and 3rd trimesters)

compared with postpartum (see Table 14). The decrease in unbound (i.e., active) RPV pharmacokinetic parameters during pregnancy compared to postpartum was less pronounced than for total RPV.

In women receiving RPV 25 mg once daily during the 2nd trimester of pregnancy, mean intra-individual values for total RPV C_{max} , AUC_{24h} , and C_{min} values were, respectively, 21%, 29%, and 35% lower as compared to postpartum; during the 3rd trimester of pregnancy, C_{max} , AUC_{24h} , and C_{min} values were, respectively, 20%, 31%, and 42% lower as compared to postpartum.

Table 14. Pharmacokinetic Results of Total RPV After Administration of RPV 25 mg Once Daily as Part of an Antiretroviral Regimen, During the 2nd Trimester of Pregnancy, the 3rd Trimester of Pregnancy, and Postpartum

Pharmacokinetics of Total RPV (mean ± SD, t_{max}:median [range])	Postpartum (6-12 Weeks) (n=11)	2nd Trimester of Pregnancy (n=15)	3rd Trimester of Pregnancy (n=13)
C_{min} , ng/mL	84.0 ± 58.8	54.3 ± 25.8	52.9 ± 24.4
C_{max} , ng/mL	167 ± 101	121 ± 45.9	123 ± 47.5
t_{max} , h	4.00 (2.03-25.08)	4.00 (1.00-9.00)	4.00 (2.00-24.93)
AUC_{24h} , ng.h/mL	2714 ± 1535	1792 ± 711	1762 ± 662

11. STORAGE, STABILITY AND DISPOSAL

Store below 30 °C (86 °F).

- Keep container tightly closed.
- Dispense only in original container.
- Do not use if seal over bottle opening is broken or missing.

12. SPECIAL HANDLING INSTRUCTIONS

There are no special handling instructions.

PART II: SCIENTIFIC INFORMATION

13. PHARMACEUTICAL INFORMATION

ODEFSEY is a FDC, single tablet regimen containing FTC, RPV and TAF hemifumarate. Emtricitabine is a synthetic nucleoside analog of cytidine. Rilpivirine is a NNRTI. Tenofovir alafenamide, a nucleoside reverse transcriptase inhibitor (NRTI), is a prodrug of tenofovir converted *in vivo* to tenofovir, an acyclic nucleoside phosphanate (nucleotide) analog of adenosine 5'-monophosphate.

ODEFSEY tablets are for oral administration. Each tablet contains 200 mg of FTC, 25 mg of RPV (as 27.5 mg of RPV hydrochloride) and 25 mg of TAF (as 28.0 mg of TAF hemifumarate).

The tablets also include the following inactive ingredients: croscarmellose sodium, lactose monohydrate, magnesium stearate, microcrystalline cellulose, polysorbate 20 and povidone. The tablets are film-coated with a coating material containing polyvinyl alcohol, titanium dioxide, macrogol/polyethylene glycol, talc, and iron oxide black.

Emtricitabine

Drug Substance

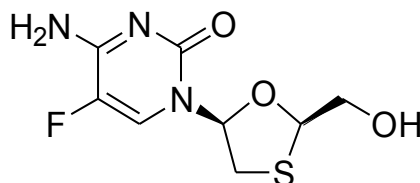
Common Name: emtricitabine (USAN)

Chemical Name: 5-fluoro-1-(2R,5S)-[2-(hydroxymethyl)-1,3-oxathiolan-5-yl]cytosine

Empirical Formula: C₈H₁₀FN₃O₃S

Molecular Weight: 247.24

Structural Formula:



Physicochemical Properties:

Description: FTC is a white to off-white crystalline powder.

Solubility: The solubility is approximately 112 mg/mL in water at 25 °C. The partition coefficient (log P) is -0.43 and the pKa is 2.65.

Rilpivirine

Drug Substance

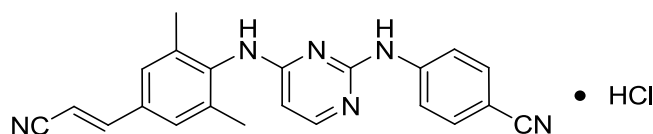
Common Name: rilpivirine hydrochloride (INN)

Chemical Name: 4-[[4-[[4-[(E)-2-cyanoethenyl]-2,6-dimethylphenyl]amino]-2-pyrimidinyl]amino]benzonitrile monohydrochloride

Empirical Formula: C₂₂H₁₈N₆•HCl

Molecular Weight: 402.88

Structural Formula:



Physicochemical Properties:

Description: RPV hydrochloride is a white to almost white powder.

Solubility: RPV hydrochloride is practically insoluble in water over a wide pH range. The solubility is approximately 0.01 mg/mL in water at 25 °C.

Dissociation Constant: The pKa is 5.6 (pyrimidine moiety).

Partition Coefficient: The log P is 4.86.

Tenofovir alafenamide

Drug Substance

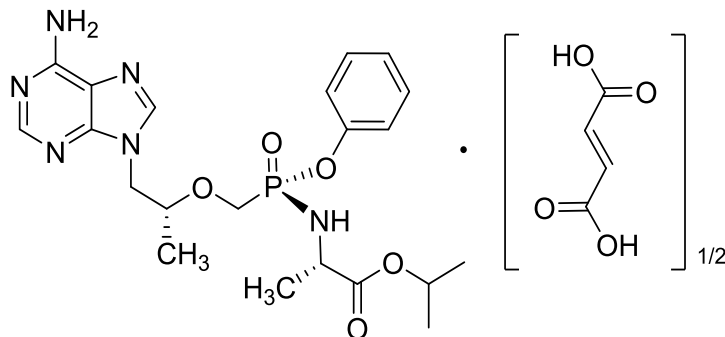
Common Name: Tenofovir alafenamide hemifumarate
Tenofovir alafenamide fumarate (USAN)

Chemical Name: Propan-2-yl N-[(S)-({[(2R)-1-(6-amino-9H-purin-9-yl)propan-2-yl]-oxy}methyl)(phenoxy)phosphoryl]-L-alaninate, (2E)-but-2-enedioate (2:1)

Empirical Formula: C₂₁H₂₉O₅N₆P•½(C₄H₄O₄)

Formula Weight: 534.50

Structural Formula:



Physicochemical Properties:

Description: TAF hemifumarate is a white to off-white or tan powder.

Solubility: The solubility of TAF hemifumarate in water, pH 8.0 (50 mM phosphate buffer) at 20 °C is 4.86 mg/mL. The partition coefficient (log P) is 1.6 and the pKa is 3.96.

14. CLINICAL TRIALS

No data are available from clinical trials of ODEFSEY in HIV-infected patients. Clinical efficacy of ODEFSEY was established through linkage to studies conducted with FTC+TAF when given with COBI-boosted EVG as a FDC (GENVOYA [EVG/COBI/FTC/TAF]); and from studies of RPV when given with TRUVADA (FTC/TDF) as individual components or as a fixed-dose combination COMPLERA (FTC/RPV/TDF) by using comparative bioavailability data from healthy volunteers.

Pivotal Comparative Bioavailability Study

Study GS-US-366-1159 was a randomized, open-label, single-dose, three-way, six-sequence, crossover comparative bioavailability study under moderate fat fed conditions (approximately 600 kcal and 27% fat) conducted in 96 healthy male and female volunteers from 19 – 45 years of age. The study evaluated the comparative bioavailability of FTC, RPV and TAF from a FDC of ODEFSEY (FTC/RPV/TAF) 200/25/25 mg relative to GENVOYA (EVG/COBI/FTC/TAF) 150/150/200/10 mg FDC tablets or Edurant (RPV) 25 mg tablets administered in separate treatment arms. The bioavailability results from measured data in 95 subjects are provided in Table 15, Table 16, and Table 17.

The bioavailabilities of FTC and TAF were comparable when comparing ODEFSEY 200/25/25 mg to GENVOYA (EVG/COBI/FTC/TAF (150/150/200/10 mg) FDC tablet) following single-dose administration to healthy subjects (N = 95) under moderate fat fed conditions. The bioavailability of RPV was comparable when comparing ODEFSEY 200/25/25 mg to RPV 25 mg following single-dose administration to healthy subjects (N = 95) under moderate fat fed conditions.

Table 15. Summary Table of the Comparative Bioavailability Data for Study GS-US-366-1159

Emtricitabine (FTC)				
(1 x 200 mg)				
From measured data				
Geometric Mean				
Arithmetic Mean (CV %)				
Parameter	Test*	Reference†	% Ratio of Geometric Means	90% Confidence Interval
AUC _T (h•ng/mL)	9112.9 9381.9 (21.7)	9879.2 10159.4 (21.5)	92.24	90.84 – 93.67
AUC _{inf} (h•ng/mL)	9316.6 9603.2 (21.6)	10086.0 10387.1 (21.5)	92.37	90.93 – 93.83
C _{max} (ng/mL)	1534.6 1608.6 (26.5)	1522.2 1583.8 (23.8)	100.81	97.52 – 104.21
T _{max} § (h)	2.00 (0.75 – 5.00)	2.00 (0.75 – 5.00)		
T _{1/2} § (h)	18.71 (3.45 – 68.76)	18.90 (5.93 – 67.33)		

* ODEFSEY (FTC/RPV/TAF) 200 mg/25 mg/25 mg FDC tablets (Gilead Sciences Canada Inc.)

† GENVOYA (EVG/COBI/FTC/TAF) 150 mg/150 mg/200 mg/10 mg FDC tablets (Gilead Sciences Canada Inc.)

§ Expressed as median [range] only.

Table 16. Summary Table of the Comparative Bioavailability Data for Study GS-US-366-1159

Rilpivirine (RPV) (1 x 25 mg) From measured data				
Geometric Mean Arithmetic Mean (CV %)				
Parameter	Test*	Reference†	% Ratio of Geometric Means	90% Confidence Interval
AUC ₀₋₇₂ (h•ng/mL)	2351.07 2420.9 (24.8)	2099.24 2177.6 (27.8)	112.00	107.37 – 116.83
AUC _{inf} (h•ng/mL)	3635.88 3840.3 (36.4)	3275.76 3518.5 (43.1)	110.99	106.29 – 115.91
C _{max} (ng/mL)	118.35 122.0 (25.6)	103.85 108.3 (28.6)	113.96	108.81 – 119.36
T _{max} § (h)	4.00 (2.00 – 6.02)	4.00 (3.00 – 6.00)		
T _{1/2} § (h)	51.30 (23.19 – 126.37)	51.99 (5.01 – 129.90)		

* ODEFSEY (FTC/RPV/TAF) 200 mg/25 mg/25 mg FDC tablets (Gilead Sciences Canada Inc.)

† GENVOYA (EVG/COBI/FTC/TAF) 150 mg/150 mg/200 mg/10 mg FDC tablets (Gilead Sciences Canada Inc.)

§ Expressed as median [range] only.

Table 17. Summary Table of the Comparative Bioavailability Data for Study GS-US-366-1159

Tenofovir Alafenamide (TAF) (1 x 25 mg versus 1 x 10 mg)** From measured data				
Geometric Mean Arithmetic Mean (CV %)				
Parameter	Test*	Reference†	% Ratio of Geometric Means	90% Confidence Interval
AUC _T (h•ng/mL)	228.3 250.0 (43.4)	221.9 238.4 (36.5)	102.85	98.18 – 107.75
AUC _{inf} (h•ng/mL)	234.9 263.6 (42.0)	226.2 247.4 (36.1)	103.85	98.27 – 109.74
C _{max} (ng/mL)	178.0 198.0 (57.7)	176.6 191.5 (48.2)	100.78	91.63 – 110.85
T _{max} [§] (h)	1.50 (0.50 – 4.00)	1.50 (0.50 – 4.00)		
T _{1/2} [§] (h)	0.42 (0.29 – 0.91)	0.41 (0.31 – 0.87)		

* ODEFSEY (FTC/RPV/TAF) 200 mg/25 mg/25 mg FDC tablets (Gilead Sciences Canada Inc.)

† GENVOYA (EVG/COBI/FTC/TAF) 150 mg/150 mg/200 mg/10 mg FDC tablets (Gilead Sciences Canada Inc.)

§ Expressed as median [range] only.

**The amount of TAF in the ODEFSEY FDC tablet (25 mg) is adjusted compared with that in the GENVOYA FDC tablet (10 mg) as TAF is co-formulated with cobicistat in GENVOYA which increases the exposure of TAF.

14.1. Study Demographics and Trial Design

Treatment-Naïve HIV-1 Infected Patients

Emtricitabine+Tenofovir Alafenamide-Containing Regimens

In both Study 104 and Study 111, patients were randomized in a 1:1 ratio to receive either FTC+TAF (N = 866) once daily or FTC+TDF (N = 867) once daily, both given with EVG+COBI as a FDC tablet (administered as GENVOYA and STRIBILD, respectively).

For demographic and baseline characteristics for Study 104 and 111, see Table 18.

Table 18. Pooled Demographic and Baseline Characteristics of Antiretroviral Treatment-naïve HIV-1 Infected Adult Patients in Studies 104 and 111

	FTC+TAF (Administered as GENVOYA) (N = 866)	FTC+TDF (Administered as STRIBILD) (N = 867)
Demographic characteristics		
Median age, years (range)	33 (18-74)	35 (18-76)
Sex		
Male	733	740
Female	133	127
Race		
American Indian/ Alaska Native	5	8
White	485	498
Black	223	213
Native Hawaiian/ Pacific Islander	5	4
Asian	91	89
Other	57	55
Baseline disease characteristics		
Median baseline plasma HIV-1 RNA log ₁₀ copies/mL (range)	4.58 (2.57-6.89)	4.58 (1.28-6.98)
Percentage of patients with viral load ≤ 100,000 copies/mL	77.4	77.5
Percentage of patients with viral load > 100,000 to ≤ 400,000 copies/mL	17.0	17.8
Percentage of patients with viral load > 400,000 copies/mL	5.7	4.7
Median baseline CD4+ cell count /μL (range)	404 (0-1311)	406 (1-1360)
Percentage of patients with CD4+ cell counts < 200 cells/mm ³	13.0	13.5
HIV disease status		
Asymptomatic	779	800
Symptomatic HIV infection	53	34
AIDS	31	29

	FTC+TAF (Administered as GENVOYA) (N = 866)	FTC+TDF (Administered as STRIBILD) (N = 867)
Unknown	3	4
eGFR _{CG} (mL/min), median (Q1, Q3)	117.0 (99.6, 135.6)	113.9 (99.0, 133.6)
Proteinuria by urinalysis (dipstick)		
Grade 0	778	780
Grade 1	80	67
Grade 2	8	18
Grade 3	0	1
Missing-	0	1

Rilpivirine-Containing Regimens

The efficacy of RPV versus EFV in combination with FTC+TDF was evaluated in two Phase III, randomized, double-blind, double-dummy, active controlled international studies in antiretroviral treatment-naïve, HIV-1 infected patients (N = 1368).

The studies are identical in design with the exception of the background regimen (BR). Patients were randomized in a 1:1 ratio to receive either RPV 25 mg (N = 686) once daily or EFV 600 mg (N = 682) once daily in addition to a BR. In TMC278-C209 (N = 690), the BR was FTC/TDF. In TMC278-C215 (N = 678), the BR consisted of 2 NRTIs: FTC/TDF (60%, N = 406) or lamivudine/zidovudine (30%, N = 204) or abacavir plus lamivudine (10%, N = 68).

Patients with plasma HIV-1 RNA \geq 5000 copies/mL, who were screened for susceptibility to N(t)RTIs and for absence of specific NNRTI resistance-associated mutations, were included in the trials.

Demographic characteristics for patients who received FTC/TDF in Studies C209 and C215 are provided in Table 19.

Table 19. Demographic Characteristics of Antiretroviral Treatment-naïve HIV-1 Infected Adult Patients in Studies C209 (ECHO) and C215 (THRIVE)

	Treatment Arm RPV+FTC/TDF (N = 550)	Control Arm EFV+BR^{1,2} (N = 546)
Demographic characteristics		
Median age, years (range)	36.0 (18-78)	36.0 (19-69)
Sex		
Male	429	431
Female	121	115
Race		
White	348	334
Black	134	128
Asian	54	70
Other	5	7
Missing	9	7
Baseline disease characteristics		
Percentage of patients with viral load ≤ 100,000 copies/mL	52.4	46.9
Percentage of patients with viral load > 100,000 to ≤ 500,000 copies/mL	38.0	40.1
Percentage of patients with viral load > 500,000 copies/mL	9.6	13.0
Percentage of patients with CD4+ cell counts < 200 cells/μL	33.0 ³	30.0

1. In Study C209, the BR was FTC/TDF.
2. In Study C215, the BR consisted of 2 NRTIs: FTC/TDF or lamivudine/zidovudine or abacavir plus lamivudine. Only the results for FTC/TDF are presented here.
3. Excludes 1 patient with missing CD4+ cell count.

Virologically Suppressed HIV-1 Infected Patients

Emtricitabine+Tenofovir Alafenamide-Containing Regimens

In Study 109, the efficacy and safety of switching from either ATRIPLA (EFV/FTC/TDF), TRUVADA (FTC/TDF) plus atazanavir (boosted by either COBI or ritonavir), or STRIBILD to FTC+TAF given with EVG+COBI as a FDC tablet (administered as GENVOYA) were evaluated in a randomized, open-label study of virologically

suppressed (HIV-1 RNA < 50 copies/mL) HIV-1 infected adults (N = 1436). Patients must have been stably suppressed (HIV-1 RNA < 50 copies/mL) on their baseline regimen for at least 6 months and had no resistance mutations to FTC, TAF, or EVG prior to study entry. Patients were randomized in a 2:1 ratio to either switch to FTC+TAF given with EVG+COBI as a FDC tablet at baseline (N = 959), or stay on their baseline antiretroviral regimen (N = 477). Demographic and baseline characteristics are presented in Table 20.

Patients were stratified by prior treatment regimen. At screening, 42% of patients were receiving TRUVADA plus atazanavir (boosted by either COBI or ritonavir), 32% of patients were receiving STRIBILD, and 26% of patients were receiving ATRIPLA.

Table 20. Demographic and Baseline Characteristics of Virologically Suppressed HIV-1 Infected Adult Patients in Study 109

	Study GS-US-292-0109	
	FTC+TAF (Administered as GENVOYA) (N = 959)	Baseline Regimen (N = 477)
Demographic characteristics		
Median age, years (range)	41 (21-77)	40 (22-69)
Sex		
Male	856	427
Female	103	50
Race		
American Indian/ Alaska Native	5	2
White	651	314
Black	169	102
Native Hawaiian/ Pacific Islander	6	1
Asian	59	35
Other	67	22
Not permitted	2	1
Prior treatment regimen		
STB	306	153
ATR	251	125
ATV/boosted+TVD	402	199
Baseline disease characteristics		

	Study GS-US-292-0109	
	FTC+TAF (Administered as GENVOYA) (N = 959)	Baseline Regimen (N = 477)
HIV-1 RNA < 50 copies/mL	943	466
CD4 cell count (cells/μL), median (Q1, Q3)	675 (520, 833)	662 (525, 831)
eGFR _{CG} (mL/min), median (Q1, Q3)	105.7 (89.4, 126.0)	107.7 (88.7, 128.2)
Proteinuria by urinalysis (dipstick)		
Grade 0	873	430
Grade 1	81	44
Grade 2	4	3
Grade 3	0	0
-Missing-	1	0

STB: STRIBILD; ATR: ATRIPLA; ATZ: atazanavir; TVD: TRUVADA

Rilpivirine-Containing Regimens

The efficacy and safety of switching from a ritonavir-boosted protease inhibitor in combination with two NRTIs to COMPLERA (FTC/RPV/TDF) was evaluated in a randomized, open-label study of virologically-suppressed HIV-1 infected adults, Study GS-US-264-0106. Patients had to be on either their first or second antiretroviral regimen with no history of virologic failure, have no current or past history of resistance to any of the three components of COMPLERA, and must have been stably suppressed (HIV-1 RNA < 50 copies/mL) for at least 6 months prior to screening. Patients were randomized in a 2:1 ratio to either switch to COMPLERA at baseline (COMPLERA, N = 317), or stay on their baseline antiretroviral regimen for 24 weeks (Stay on Baseline Regimen, SBR, N = 159) before switching to COMPLERA for an additional 24 weeks (SBR Rollover to COMPLERA, N = 152).

Demographic characteristics for patients in Study GS-US-264-0106 are provided in Table 21.

Table 21. Demographic and Baseline Characteristics of Virologically-Suppressed HIV-1 Infected Adult Patients in GS-US-264-0106

	Study GS-US-264-0106		
	Total (N = 476)	Treatment Arm FTC/RPV/TDF (N = 317)	Stayed on Baseline Regimen (N = 159)
Demographic characteristics			
Median age, years (range)	42 (19-73)	42 (19-73)	43 (20-71)
Sex			
Male	417	273	144
Female	59	44	15
Race			
White	365	241	124
Black	83	61	22
Other	28	15	13
Prior treatment regimen			
TDF Containing Regimen	390	260	130
Non-TDF Containing Regimen	86	57	29
Baseline disease characteristics			
HIV-1 RNA <50 copies/mL	451	299	152
CD4+ cell count (cells/ μ L), median (Q1, Q3)	558 (409, 727)	554 (412, 713)	561 (401, 744)
eGFR _{CG} (mL/min), median (Q1, Q3)	104.1 (89.8, 123.7)	104.2 (90.0, 123.2)	103.8 (88.9, 124.3)

The mean baseline CD4 cell count was 584 cells/mm³ (range: 42-1484). Randomization was stratified by use of TDF and/or lopinavir/ritonavir in the baseline regimen.

HIV-1 Infected Patients with Renal Impairment

Emtricitabine+Tenofovir Alafenamide-Containing Regimens

In Study 112, the efficacy and safety of FTC+TAF were evaluated in an open-label clinical study in which 242 HIV-1 infected patients with mild to moderate renal impairment (eGFR by Cockcroft-Gault method between 30 to 69 mL/minute) switched to

FTC+TAF given with EVG+COBI as a FDC tablet (administered as GENVOYA). Patients were virologically suppressed (HIV-1 RNA < 50 copies/mL) for at least 6 months before switching.

For demographic and baseline characteristics for Study 112, see Table 22.

Table 22. Demographic and Baseline Characteristics of Virologically Suppressed HIV-1 Infected Adult Patients with Renal Impairment in Study GS-US-292-0112

	Study GS-US-292-0112	
	Cohort 1: ART-Experienced	
	Baseline eGFR _{CG} < 50 mL/min (N = 80)	Baseline eGFR _{CG} ≥ 50 mL/min (N = 162)
Demographic characteristics		
Median age, years (range)	59 (31-82)	58 (24-76)
Sex		
Male	59	133
Female	21	29
Race		
American Indian/ Alaska Native	1	0
White	39	113
Black	14	30
Native Hawaiian/ Pacific Islander	0	2
Asian	23	11
Other	3	4
Not permitted	0	2
Baseline disease characteristics		
HIV-1 RNA categories (copies/mL)		
< 50	78	158
≥ 50 to ≤ 100,000	2	4
> 100,000 to ≤ 400,000	0	0
CD4 cell count (cells/uL), median (Q1, Q3)	622 (449, 844)	635 (461, 797)
HIV disease status		
Asymptomatic	46	134
Symptomatic HIV infection	18	10
AIDS	16	18
eGFR _{CG} ^b (mL/min), median (Q1, Q3)	42.6 (37.7, 45.7)	60.3 (55.5, 65.0)

	Study GS-US-292-0112	
	Cohort 1: ART-Experienced	
	Baseline eGFR _{CG} < 50 mL/min (N = 80)	Baseline eGFR _{CG} ≥ 50 mL/min (N = 162)
Proteinuria by urinalysis (dipstick)		
Grade 0	45	118
Grade 1	23	33
Grade 2	12	11
Grade 3	0	0

14.2. Study results

Treatment-Naïve HIV-1 Infected Patients

Emtricitabine+Tenofovir Alafenamide-Containing Regimens

In both Studies 104 and 111, patients were stratified by baseline HIV-1 RNA ($\leq 100,000$ copies/mL, $> 100,000$ copies/mL to $\leq 400,000$ copies/mL, or $> 400,000$ copies/mL), by CD4 count (< 50 cells/ μ L, 50-199 cells/ μ L, or ≥ 200 cells/ μ L), and by region (US or ex-US).

Treatment outcomes of Studies 104 and 111 through Week 48 and Week 96 are presented in Table 23.

Table 23. Pooled Virologic Outcomes of Studies 104 and 111 at Week 48^a and Week 96^b

	Week 48		Week 96	
	FTC+TAF (administered as GENVOYA) (N = 866)	FTC+TDF (administered as STRIBILD) (N = 867)	FTC+TAF (administered as GENVOYA) (N = 866)	FTC+TDF (administered as STRIBILD) (N = 867)
Virologic Success HIV-1 RNA < 50 copies/mL	92%	90%	87%	85%
Treatment Difference	2.0% (95% CI: -0.7% to 4.7%)		1.5% (95% CI: -1.8% to 4.8%)	
Virologic Failure HIV-1 RNA ≥ 50 copies/mL ^c	4%	4%	5%	4%
No Virologic Data at Week 48 or Week 96 Window	4%	6%	9%	11%
Discontinued Study Drug Due to AE or Death ^d	1%	2%	1%	2%

	Week 48		Week 96	
	FTC+TAF (administered as GENVOYA) (N = 866)	FTC+TDF (administered as STRIBILD) (N = 867)	FTC+TAF (administered as GENVOYA) (N = 866)	FTC+TDF (administered as STRIBILD) (N = 867)
Discontinued Study Drug Due to Other Reasons and Last Available HIV-1 RNA < 50 copies/mL ^e	2%	4%	6%	7%
Missing Data During Window but on Study Drug	1%	<1%	2%	1%
Proportion (%) of Patients with HIV-1 RNA < 50 copies/mL by Subgroup				
Age				
< 50 years	716/777 (92%)	680/753 (90%)	668/777 (86%)	639/753 (85%)
≥ 50 years	84/89 (94%)	104/114 (91%)	82/89 (92%)	100/114 (88%)
Sex				
Male	674/733 (92%)	673/740 (91%)	635/733 (87%)	631/740 (85%)
Female	126/133 (95%)	111/127 (87%)	115/133 (87%)	108/127 (85%)
Race				
Black	197/223 (88%)	177/213 (83%)	173/223 (78%)	168/213 (79%)
Nonblack	603/643 (94%)	607/654 (93%)	577/643 (90%)	571/654 (87%)
Baseline Viral Load				
≤ 100,000 copies/mL	629/670 (94%)	610/672 (91%)	587/670 (88%)	573/672 (85%)
> 100,000 copies/mL	171/196 (87%)	174/195 (89%)	163/196 (83%)	166/195 (85%)
Baseline CD4+ cell count				
< 200 cells/mm ³	96/112 (86%)	104/117 (89%)	93/112 (83%)	97/117 (83%)
≥ 200 cells/mm ³	703/753 (93%)	680/750 (91%)	657/753 (87%)	642/750 (86%)

- Week 48 window was between Day 294 and 377 (inclusive).
- Week 96 window was between Day 630 and 713 (inclusive).
- Included patients who had ≥ 50 copies/mL in the Week 48 or 96 window; patients who discontinued early due to lack or loss of efficacy; patients who discontinued for reasons other than an adverse event (AE), death or lack or loss of efficacy and at the time of discontinuation had a viral value of ≥ 50 copies/mL.
- Includes patients who discontinued due to AE or death at any time point from Day 1 through the time window if this resulted in no virologic data on treatment during the specified window.
- Includes patients who discontinued for reasons other than an AE, death or lack or loss of efficacy; e.g., withdrew consent, loss to follow-up, etc.

In Studies 104 and 111, FTC+TAF met the noninferiority criteria in achieving HIV-1 RNA < 50 copies/mL at Week 48 and Week 96 when compared to FTC+TDF, both given with EVG+COBI as a FDC tablet (administered as GENVOYA and STRIBILD, respectively). The 95% CIs for differences in virologic success between treatment groups included

zero for most subgroups evaluated suggesting no differences between the treatments. Treatment outcomes were consistent through Week 144.

In Studies 104 and 111, the mean increase from baseline in CD4+ cell count at Week 48, Week 96, and Week 144 was 230 cells/mm³, 280 cells/mm³ and 326 cells/mm³, respectively, in FTC+TAF-treated patients and 211 cells/mm³, 266 cells/mm³, and 305 cells/mm³ in FTC+TDF-treated patients (p = 0.024, p = 0.14, p = 0.06 at Week 48, Week 96, and Week 144, respectively).

Bone Mineral Density

In the pooled analysis of Studies 104 and 111, the effects of FTC+TAF compared to that of FTC+TDF on BMD from baseline to Week 48, Week 96, and Week 144 were assessed by dual-energy X-ray absorptiometry (DXA). As shown in Table 24, in patients who had both baseline and Week 48, Week 96, and Week 144 measurements (Week 48: N = 780 and 784 in the FTC+TAF group and N = 767 and 773 in the FTC+TDF group for hip and spine, respectively; Week 96: N = 716 and 722 in the FTC+TAF group and N = 711 and 714 in the FTC+TDF group, for hip and spine, respectively; Week 144: N = 690 and 702 in the FTC+TAF group and N = 683 and 686 in the FTC+TDF group, for hip and spine, respectively) there were smaller decreases in BMD in patients receiving FTC+TAF as compared to-patients receiving FTC+TDF, both given with EVG+COBI as a FDC tablet (GENVOYA and STRIBILD, respectively).

Table 24. Measures of Bone Mineral Density in Studies 104 and 111 (Week 48, Week 96, and Week 144 analyses)

	Week 48				Week 96				Week 144			
	FTC+TAF (administered as GENVOYA)	FTC+TDF (administered as STRIBILD)	Treatment Difference		FTC+TAF (administered as GENVOYA)	FTC+TDF (administered as STRIBILD)	Treatment Difference		FTC+TAF (administered as GENVOYA)	FTC+TDF (administered as STRIBILD)	Treatment Difference	
Hip DXA Analysis	N = 780	N = 767	Difference in LSM (95% CI)	P- value	N = 716	N = 711	Difference in LSM (95% CI)	P- value	N=690	N=683	Difference in LSM (95% CI)	P- value
Mean (SD) Percent Change in BMD	-0.7% (3.3%)	-3.0% (3.4%)	2.3% (2.0 to 2.6)	p < 0.001	-0.7% (3.9%)	-3.3% (4.0%)	2.6% (2.2 to 3.0)	p < 0.001	-0.8% (4.4%)	-3.4% (4.3%)	2.6% (2.2 to 3.1)	p < 0.001
Patients with Categorical Change:												
> 3% Decrease in BMD	17%	50%	—	—	23%	56%	—	—	28%	55%	--	--
> 3% Increase in BMD	7%	3%			12%	6%			13%	6%		
Patients with No Decrease (≥ zero % change) in BMD	35%	14%	—	—	39%	16%	—	—	40%	19%	--	--
Lumbar Spine DXA Analysis	N = 784	N = 773			N = 722	N = 714			N=702	N=686		
Mean (SD) Percent Change in BMD	-1.3% (3.1%)	-2.9% (3.2%)	1.6% (1.2 to 1.9)	p < 0.001	-1.0% (3.7%)	-2.8% (3.9%)	1.8% (1.4 to 2.2)	p < 0.001	-0.9% (4.1%)	-3.0% (4.3%)	2.0% (1.6 to 2.5)	p < 0.001

ODEFSEY (emtricitabine/rilpivirine*/tenofovir alafenamide**) tablets
 *as rilpivirine hydrochloride **as tenofovir alafenamide hemifumarate
 Product Monograph

	Week 48				Week 96				Week 144			
	FTC+TAF (administered as GENVOYA)	FTC+TDF (administered as STRIBILD)	Treatment Difference		FTC+TAF (administered as GENVOYA)	FTC+TDF (administered as STRIBILD)	Treatment Difference		FTC+TAF (administered as GENVOYA)	FTC+TDF (administered as STRIBILD)	Treatment Difference	
Patients with Categorical Change: > 3% Decrease in BMD > 3% Increase in BMD	27% 7%	46% 3%	—	—	26% 11%	48% 6%	—	—	30% 13%	49% 7%	--	--
Patients with No Decrease (≥ zero % change) in BMD	34%	17%	—	—	37%	21%	—	—	39%	22%	--	--

Changes in Renal Laboratory Tests and Renal Safety

In the pooled analysis of Studies 104 and 111 in treatment-naïve adult patients, there were statistically significantly higher increases in serum creatinine, Urine Protein to Creatinine Ratio (UPCR), Urine Albumin to Creatinine Ratio (UACR), urine retinol binding protein (RBP) to creatinine ratio, and urine beta-2-microglobulin to creatinine ratio in the FTC+TDF group as compared to the FTC+TAF group (see Table 25). There were zero cases of Fanconi syndrome or Proximal Renal Tubulopathy (PRT) in the FTC+TAF group through Week 144.

Table 25. Change from Baseline in Renal Laboratory Tests in Studies 104 and 111 (Week 48, Week 96, and Week 144 analyses)

	Week 48			Week 96			Week 144		
	FTC+TAF (administered as GENVOYA) (N = 866)	FTC+TDF (administered as STRIBILD) (N = 867)	Treatment Difference	FTC+TAF (administered as GENVOYA) (N = 866)	FTC+TDF (administered as STRIBILD) (N = 867)	Treatment Difference	FTC+TAF (administered as GENVOYA) (N = 866)	FTC+TDF (administered as STRIBILD) (N = 867)	Treatment Difference
Serum Creatinine ($\mu\text{mol/L}$) ^a	7.07 \pm 10.96	9.72 \pm 19.18	-3.54 p < 0.001	3.54 \pm 10.08	6.19 \pm 11.23	-2.65 p < 0.001	3.54 \pm 10.61	6.19 \pm 11.23	-3.54 p < 0.001
Proteinuria by Urine Dipstick ^b	31%	37%	p = 0.022	36%	41%	p = 0.034	40%	45%	p = 0.027
Urine Protein to Creatinine Ratio [UPCR] ^c	-3.4%	19.8%	p < 0.001	-9.1%	16.2%	p < 0.001	-10.5%	25.2%	p < 0.001
Urine Albumin to Creatinine Ratio [UACR] ^c	-4.7%	7.1%	p < 0.001	-5.2%	4.9%	p < 0.001	- ^d	- ^d	- ^d
Urine Retinol Binding Protein to Creatinine Ratio ^c	9.2%	51.2%	p < 0.001	13.8%	74.2%	p < 0.001	34.8%	111%	p < 0.001
Urine Beta-2-Microglobulin to Creatinine Ratio ^c	-31.7%	24.1%	p < 0.001	-32.1%	33.5%	p < 0.001	-25.7%	53.8%	p < 0.001

- a. Mean change \pm SD
- b. Includes all severity grades (1-3)
- c. Median percent change
- d. UACR was assessed up to Week 96.

At Week 48, 96, and 144, the proportion of patients with any grade hypophosphatemia was 3.6%, 5.6%, and 6.8% in patients receiving FTC+TAF and 4.0%, 5.4%, and 7.6% in patients receiving FTC+TDF, respectively. The median (Q1, Q3) change from baseline in FEPO₄ was 2.0% (-1.2%, 5.6%), 2.1% (-1.3%, 5.5%), and 3.0% (-0.7%, 7.2%) at Weeks 48, 96, and 144, respectively, in patients receiving FTC+TAF and 2.6% (-0.7%, 6.4%), 2.7% (-0.8%, 7.0%), and 4.1% (0.2%, 8.0%) at Weeks 48, 96, and 144, respectively, in patients receiving FTC+TDF (p = 0.006, 0.009, and 0.001 at Week 48, Week 96, and Week 144, respectively).

The median (Q1, Q3) change from baseline in the ratio of the renal tubular maximum reabsorption rate of phosphate to the glomerular filtration rate (TmP/GFR) was -0.2 mg/dL (-0.7 mg/dL, 0.2 mg/dL), -0.3 mg/dL (-0.9 mg/dL, 0.2 mg/dL), and -0.4 mg/dL (-1.0 mg/dL, 0.1 mg/dL) at Weeks 48, 96, and 144, respectively, in patients receiving FTC+TAF and -0.3 mg/dL (-0.7 mg/dL, 0.2 mg/dL), -0.4 mg/dL (-0.8 mg/dL, 0.1 mg/dL), and -0.5 mg/dL (-1.0 mg/dL, 1.0 mg/dL) at Weeks 48, 96, and 144, respectively, in patients receiving FTC+TDF (p = 0.21, 0.35, and 0.011 at Week 48, Week 96, and Week 144, respectively).

Changes in Lipid Laboratory Tests

Increases from baseline were observed in both treatment groups for the fasting lipid parameters total cholesterol, direct LDL, HDL, and triglycerides at Week 48, 96, and 144. As seen in Table 6, the median increase from baseline for these parameters was greater in patients receiving FTC+TAF compared with patients receiving FTC+TDF, both given with EVG+COBI as a FDC tablet (administered as GENVOYA and STRIBILD, respectively) (p < 0.001 for the difference between treatment groups for fasting total cholesterol, direct LDL, HDL, and triglycerides). Median (Q1, Q3) change from baseline at Weeks 48, 96, and 144 in total cholesterol to HDL ratio was 0.1 (-0.3, 0.5), 0.1 (-0.3, 0.7), and 0.2 (-0.3, 0.7) in patients receiving FTC+TAF and 0.0 (-0.5, 0.4), 0.0 (-0.4, 0.5), and 0.1 (-0.4, 0.6) in patients receiving FTC+TDF (p < 0.001 for the difference between treatment groups at Weeks 48 and 96; p = 0.006 at Week 144), respectively (see **ADVERSE REACTIONS**).

Rilpivirine-Containing Regimens

In studies C209 and C215, efficacy at Week 48 and Week 96 for patients in the RPV and EFV arms for the pooled data are shown in Table 26. Similar efficacy for Edurant was seen in each trial demonstrating non-inferiority to comparator. The response rate (confirmed undetectable viral load HIV-1 RNA < 50 copies/mL) at Week 96 was comparable between the RPV arm and the EFV arm. The incidence of virologic failure was higher in the RPV arm than the EFV arm at Week 96; however, most of the virologic failures occurred within the first 48 weeks of treatment.

Table 26. Pooled Virologic Outcomes of Randomized Treatment of Studies C209 and C215 (for Patients Receiving RPV or EFV in Combination with FTC/TDF) at Week 48 and Week 96^a

	Outcome at Week 48		Outcome at Week 96	
	RPV + FTC/TDF	EFV + FTC/TDF	RPV + FTC/TDF	EFV + FTC/TDF
	(N = 550)	(N = 546)	(N = 550)	(N = 546)
Virologic Success				
Confirmed Undetectable Viral Load (< 50 HIV-1 RNA copies/ml) ^{a,b}	459 (83.5%)	450 (82.4%)	423 (76.9%)	422 (77.3%)
Virologic failure ^c	52 (9.5%)	23 (4.2%)	63 (11.5%)	28 (5.1%)
Death	0	1 (0.2%)	0	4 (0.7%)
Discontinued study due to adverse event (AE)	12 (2.2%)	39 (7.1%)	20 (3.6%)	44 (8.1%)
Discontinued study for other reasons	27 (4.9%)	33 (6.0%)	44 (8.0%)	48 (8.8%)

N = number of patients per treatment group

- a Patient with 2 consecutive viral load values <50 copies/mL (ITT TLOVR - Intention to Treat Time to Loss of Virologic Response).
 b The difference of response rate is -3% to 6% (95% confidence interval) for week 48 and -5% to 5% for week 96, respectively, using normal approximation.
 c Includes patients who were rebounder (confirmed viral load ≥ 50 copies/mL after being responder) or who were never suppressed (no confirmed viral load < 50 copies/mL).

Virologic response by baseline plasma viral load is presented in Table 27.

Table 27. Virological Outcomes of Studies C209 and C215 (Pooled Data for Patients Receiving Rilpivirine or Efavirenz in Combination with Emtricitabine/Tenofovir DF) at 48 Weeks and 96 weeks by Baseline Viral Load and Baseline CD4+ Cell Count

	Outcome at Week 48*		Outcome at Week 96*	
	RPV + FTC/TDF	EFV + FTC/TDF	RPV + FTC/TDF	EFV + FTC/TDF
Virologic Response	459/550 (83.5%)	450/546 (82.4%)	423/550 (76.9%)	422/546 (77.3%)
By baseline viral load (copies/mL)				
≤ 100,000	258/288 (89.6%)	217/256 (84.8%)	241/288 (83.7%)	206/255 (80.8%)
> 100,000	201/262 (76.7%)	233/290 (80.3%)	182/262 (69.5%)	216/291 (74.2%)
By baseline CD4+ cell count (cells/mm ³)				

	Outcome at Week 48*		Outcome at Week 96*	
	RPV + FTC/TDF	EFV + FTC/TDF	RPV + FTC/TDF	EFV + FTC/TDF
< 200	138/181 (76.2%)	132/164 (80.5%)	122/181 (67.4%)	119/164 (72.6%)
≥ 200	321/368 (87.2%)	318/382 (83.2%)	301/368 (81.8%)	303/382 (79.3%)
Virologic Failure ^a	52/550 (9.5%)	23/546 (4.2%)	63/550 (11.5%)	28/546 (5.1%)
By baseline viral load (copies/mL)				
≤ 100,000	12/288 (4.2%)	6/256 (2.3%)	17/288 (5.9%)	6/255 (2.4%)
> 100,000	40/262 (15.3%)	17/290 (5.9%)	46/262 (17.6%)	22/291 (7.6%)
By baseline CD4+ cell count (cells/mm ³)				
< 200	28/181 (15.5%)	12/164 (7.3%)	36/181 (19.9%)	14/164 (8.5%)
≥ 200	24/368 (6.5%)	11/382 (2.9%)	27/368 (7.3%)	14/382 (3.7%)

N = number of patients per treatment group

* Imputations according to the TLOVR algorithm

a Includes patients who were rebounder (confirmed viral load ≥ 50 copies/mL after being responder) or who were never suppressed (no confirmed viral load < 50 copies/mL).

Virologic outcomes were comparable between males and females in studies C209 and C215.

Based on the pooled data from the C209 and C215 trials at 96 weeks of treatment, the mean CD4+ cell count increase from baseline was 226 cells/mm³ for RPV plus FTC/TDF-treated patients and 222 cells/mm³ for EFV plus FTC/TDF-treated patients [estimated treatment difference (95% CI): +8 (-13 to 28)].

Changes in Lipid Laboratory Tests

In Studies C209 and C215, changes from baseline in total cholesterol, LDL-cholesterol, HDL-cholesterol and triglycerides are presented in the **ADVERSE REACTIONS** section. The mean changes from baseline were smaller in the RPV arm versus the EFV arm. The impact of such findings has not been demonstrated.

Virologically Suppressed HIV-1 Infected Patients

Emtricitabine+Tenofovir Alafenamide-Containing Regimens

Treatment outcomes of Study 109 through Week 48 and Week 96 are presented in Table 28.

Table 28. Virologic Outcomes of Study 109 at Week 48^a and Week 96^b

	Week 48		Week 96	
	FTC+TAF (administered as GENVOYA) (N = 959)	Baseline Regimen (N = 477)	FTC+TAF (administered as GENVOYA) (N = 959)	Baseline Regimen (N = 477)
Virologic Success HIV-1 RNA < 50 copies/mL	97%	93%	93%	89%
Treatment Difference	4.1% (95% CI: 1.6% to 6.7%)		3.7% (95% CI: 0.4% to 7.0%)	
p-value	p < 0.001		p = 0.017	
Virologic Failure HIV-1 RNA ≥ 50 copies/mL^c	1%	1%	2%	2%
No Virologic Data at Week 48 or 96 Window	2%	6%	5%	9%
Discontinued Study Drug Due to AE or Death ^d	1%	1%	1%	3%
Discontinued Study Drug Due to Other Reasons and Last Available HIV-1 RNA < 50 copies/mL ^e	1%	4%	3%	6%
Missing Data During Window but on Study Drug	0	<1%	1%	<1%

- Week 48 window was between Day 294 and 377 (inclusive).
- Week 96 window was between Day 630 and 713 (inclusive).
- Included patients who had ≥ 50 copies/mL in the Week 48 or Week 96 window; patients who discontinued early due to lack or loss of efficacy; patients who discontinued for reasons other than an adverse event (AE), death or lack or loss of efficacy and at the time of discontinuation had a viral value of ≥ 50 copies/mL.
- Includes patients who discontinued due to AE or death at any time point from Day 1 through the time window if this resulted in no virologic data on treatment during the specified window.
- Includes patients who discontinued for reasons other than an AE, death or lack or loss of efficacy; e.g., withdrew consent, loss to follow-up, etc.

Switching to FTC+TAF when given with EVG+COBI as a FDC tablet (administered as GENVOYA) was non-inferior at Week 48 (p < 0.001) and at Week 96 (p = 0.017) in maintaining HIV-1 RNA < 50 copies/mL when compared to patients who stayed on their baseline regimen.

The mean increase from baseline in CD4+ cell count at Week 48 and Week 96 was 35 and 60 cells/mm³ in FTC+TAF-treated patients and 24 and 42 cells/mm³ in patients who stayed on their baseline regimen, respectively.

Bone Mineral Density

Changes in BMD from baseline to Week 48 were assessed by DXA in patients who had both baseline and Week 48 measurements (N = 869 and N = 881 in FTC+TAF arm, and N = 428 and N = 436 in patients who remained on their baseline regimen, for hip and

spine, respectively). Changes in BMD from baseline to Week 96 were assessed by DXA in patients who had both baseline and Week 96 measurements (N = 809 and N = 821 in the FTC+TAF arm, and N = 396 and N = 401 in patients who remained on their baseline regimen, for hip and spine, respectively). Results for Week 48 and Week 96 are summarized in Table 29.

Table 29. Measures of Bone Mineral Density in Study 109 (Week 48 and Week 96 analyses)

	Week 48				Week 96			
	FTC+TAF (administered as GENVOYA)	Baseline Regimen	Treatment Difference		FTC+TAF (administered as GENVOYA)	Baseline Regimen	Treatment Difference	
Hip DXA Analysis	N = 869	N = 428	Difference in LSM (95% CI)	P-value	N=809	N=396	Difference in LSM (95% CI)	P-value
Mean (SD) Percent Change in BMD	1.5% (2.7%)	-0.3% (2.8%)	1.8% (1.5 to 2.1)	p < 0.001	2.4% (3.6%)	-0.5% (3.4%)	2.9% (2.5 to 3.3)	p < 0.001
Patients with Categorical Change:								—
> 3% Decrease in BMD	3%	13%	—	—	2%	15%	—	
> 3% Increase in BMD	21%	7%			35%	9%		
Patients with No Decrease (≥ zero% change) in BMD	78%	46%	—	—	82%	43%	—	—
Lumbar Spine DXA Analysis	N = 881	N = 436			N=821	N=401		
Mean (SD) Percent Change in BMD	1.6% (3.8%)	-0.4% (4.1%)	2.0% (1.5 to 2.4)	p < 0.001	2.1% (3.8%)	-0.1% (3.5%)	2.2% (1.8 to 2.6)	p < 0.001
Patients with Categorical Change:								
> 3% Decrease in BMD	8%	19%	—	—	6%	17%	—	—
> 3% Increase in BMD	33%	13%			37%	18%		
Patients with No Decrease (≥ zero% change) in BMD	74%	47%	—	—	75%	47%	—	—

Changes in Renal Laboratory Tests and Renal Safety

There were decreases from baseline in proteinuria (UPCR), albuminuria (UACR), and tubular proteinuria (urine RBP to creatinine ratio and urine beta-2-microglobulin to creatinine ratio), and also in other measures of proximal renal tubular dysfunction (including fractional excretion of uric acid [FEUA]) in patients receiving FTC+TAF when given with EVG+COBI as a FDC tablet (administered as GENVOYA), as compared with increases from baseline in patients who stayed on their TDF-containing baseline regimen, collectively indicating a reduced impact of TAF on proximal renal tubular function. At Week 96, the median percentage change in UPCR was -26% vs. 9%; in UACR it was -14% vs. 11%. At Week 48, the median percentage change in urine RBP to creatinine ratio was -33% vs. 18%; and in urine beta-2-microglobulin to creatinine ratio it was -52% vs. 19% ($p < 0.001$ for all comparisons). There were zero cases of Fanconi syndrome or PRT in patients switching to FTC + TAF when given with EVG+COBI as a FDC tablet (administered as GENVOYA) through Week 96.

Rilpivirine-Containing Regimens

Treatment outcomes of Study GS-US-264-0106 (FDA Snapshot analysis) are presented in Table 30. Switching to FTC/RPV/TDF (COMPLERA) was noninferior in maintaining HIV-1 RNA < 50 copies/mL when compared to patients who stayed on a ritonavir-boosted protease inhibitor in combination with two NRTIs (Treatment difference [95% CI]: +3.8% [-1.6% to 9.1%]).

Table 30. Virologic Outcomes of Study GS-US-264-0106

	FTC/RPV/TDF (COMPLERA) Week 48 ^a	Stayed on Baseline Regimen Week 24 ^b
	(N = 317)	(N = 159)
Virologic Success^c HIV-1 RNA < 50 copies/mL	283 (89.3%)	143 (89.9%)
Virologic Failure^d	8 (2.5%)	8 (5.0%)
No Virologic Data at Week 24 Window		
Discontinued Study Drug Due to AE or Death ^e	7 (2.2%)	0%
Discontinued Study Drug Due to Other Reasons and Last Available HIV-1 RNA < 50 copies/mL ^f	16 (5.0%)	5 (3.1%)
Missing Data During Window but on Study Drug	3 (0.9%)	3 (1.9%)

- Week 48 window is between Day 295 and 378 (inclusive).
- For patients in the SBR arm who maintained their baseline regimen for 24 weeks and then switched to COMPLERA, the Week 24 window is between Day 127 and first dose day on COMPLERA.
- Predicted difference (95% CI) of response rate for switching to COMPLERA at Week 48 compared to staying on baseline regimen at Week 24 (in absence of Week 48 results from the SBR group by study design) is -0.7% (-6.4% to 5.1%).
- Includes patients who had HIV-1 RNA \geq 50 copies/mL in the time window, patients who discontinued earlier due to lack or loss of efficacy, and patients who discontinued for reasons other than an adverse event or death, who at the time of discontinuation had HIV-1 RNA of \geq 50 copies/mL.

- e. Includes patients who discontinued due to adverse event or death at any time point from Day 1 through the time window if this resulted in no virologic data on treatment during the specified window.
- f. Includes patients who discontinued for reasons other than an adverse event, death or lack or loss of efficacy, e.g., withdrew consent, loss to follow-up, etc.

By Week 24, median CD4+ cell counts had increased significantly from baseline in both the COMPLERA arm (+10 cells/mm³, p = 0.046) and the SBR arm (+22 cells/mm³, p = 0.008) in the on-treatment analysis. The difference in median CD4+ cell count change between the COMPLERA and SBR treatment arms was not statistically significant at Week 24 (p = 0.28).

HIV-1 Infected Patients with Renal Impairment

Emtricitabine+Tenofovir Alafenamide-Containing Regimens

In Study 112, at Week 24, 95% (230/242 patients) maintained HIV-1 RNA < 50 copies/mL after switching to FTC+TAF given with EVG+COBI as a FDC tablet (administered as GENVOYA). Three patients had virologic failure at Week 24. At Week 96, 88.4% (214/242) of patients maintained HIV-1 RNA < 50 copies/mL after switching to FTC+TAF given with EVG+COBI as a FDC tablet (administered as GENVOYA). At Week 144, 83.1% (197/237) maintained HIV-1 RNA < 50 copies/mL after switching to FTC+TAF given with EVG+COBI as a FDC tablet (administered as GENVOYA); 14.8% of patients had no virologic data in the Week 144 window. Five patients among the entire study population had virologic failure at Week 144.

In a substudy, patients given FTC+TAF with EVG+COBI as a FDC tablet (administered as GENVOYA) (N=32) had no change from baseline in their actual glomerular filtration rate at Week 24, as measured by iohexol clearance.

Changes from baseline in renal laboratory tests at Weeks 24, 96, and 144 in patients who switched to FTC+TAF given with EVG+COBI as a FDC tablet (administered as GENVOYA) are presented in Table 31. The prevalence of clinically significant proteinuria (UPCR > 200 mg/g) was 42% at baseline, and decreased to 21%, 18%, and 16% at Weeks 24, 96, and 144, respectively. The prevalence of clinically significant albuminuria (UACR ≥ 30 mg/g) was 49% at baseline, and decreased to 27%, 27%, and 32% at Weeks 24, 96, and 144, respectively. Other renal assessments, including fractional excretion of uric acid, serum cystatin C, and serum phosphorus showed small changes from baseline at each time point through Weeks 24, 96, and 144. Overall, multiple assessments of renal function indicate that changes in renal functions were observed as soon as 1 week after switching to FTC+TAF when given with EVG+COBI as a FDC tablet (administered as GENVOYA) and persisted through 144 weeks.

Table 31. Change from Baseline in Renal Laboratory Tests at Week 24, and Week 96, and Week 144 in Virologically Suppressed Patients with Renal Impairment who Switched to FTC+TAF (Administered as GENVOYA) in Study 112 (Week 24, Week 96, and Week 144 Analyses)

	Week 24	Week 96	Week 144
	FTC+TAF (Administered as GENVOYA) (N = 242)		
Serum Creatinine ($\mu\text{mol/L}$) ^a	1.77 \pm 22.19	-2.65 \pm 24.66	-4.42 \pm 25.38
Improvement in Proteinuria by Urine Dipstick ^b	57/76 (75%)	60/71 (85%)	56/66 (85%)
Urine Protein to Creatinine Ratio ^c	-35.3%	-37.7%	-45.7%
Urine Albumin to Creatinine Ratio ^c	-38.8%	-45.5%	-35.1%
Urine Retinol Binding Protein to Creatinine Ratio ^c	-56.2%	-64.1%	-63.8%
Urine Beta-2-Microglobulin to Creatinine Ratio ^c	-70.7%	-83.6%	-81.9%

a. Mean change \pm SD

b. An improvement of at least 1 toxicity grade from baseline

c. Median percent change

Bone Mineral Density: In virologically suppressed patients with renal impairment who switched to FTC+TAF given with EVG+COBI as a FDC tablet (administered as GENVOYA), mean percentage increases from baseline at Weeks 24, 96, and 144 were observed in hip and spine BMD. At Week 144, assessment of BMD using a threshold of 3% for changes from baseline revealed higher percentages of patients had increases versus decreases from baseline in BMD at both hip and spine.

At week 144, virologically suppressed patients who switched to FTC+TAF given with EVG+COBI as a FDC (administered as GENVOYA) from a TDF-based regimen achieved a higher median percentage increase from baseline in hip and spine BMD, compared to patients who switched from a non-TDF based regimen.

15. MICROBIOLOGY

Antiviral Activity

Emtricitabine, Rilpivirine and Tenofovir Alafenamide

The combinations of FTC, RPV, and TAF were not antagonistic and showed synergistic effects with each other in cell culture combination antiviral activity assays.

Emtricitabine

The antiviral activity of FTC against laboratory and clinical isolates of HIV-1 was assessed in lymphoblastoid cell lines, the MAGI-CCR5 cell line, and peripheral blood mononuclear cells. The 50% effective concentration (EC₅₀) values for FTC were in the range of 0.0013 to 0.64 µM.

Emtricitabine displayed antiviral activity in cell culture against HIV-1 clades A, B, C, D, E, F, and G (EC₅₀ values ranged from 0.007 to 0.075 µM) and showed strain specific activity against HIV-2 (EC₅₀ values ranged from 0.007 to 1.5 µM).

In two-drug combination studies of FTC with NRTIs (abacavir, didanosine, lamivudine, stavudine, tenofovir, and zidovudine), NNRTIs (delavirdine, efavirenz, nevirapine, and RPV), protease inhibitors (PIs) (amprenavir, nelfinavir, ritonavir, and saquinavir), and the integrase strand transfer inhibitor (INSTI) EVG, additive to synergistic effects were observed. No antagonism was observed for these combinations.

Rilpivirine

Rilpivirine exhibited activity against laboratory strains of wild-type HIV-1 in an acutely infected T-cell line with a median EC₅₀ value for HIV-1/IIIB of 0.73 nM. Rilpivirine demonstrated limited activity in cell culture against HIV-2 with a median EC₅₀ value of 5,220 nM (range 2,510–10,830 nM).

Rilpivirine demonstrated antiviral activity against a broad panel of HIV-1 group M (subtype A, B, C, D, F, G, H) primary isolates with EC₅₀ values ranging from 0.07 to 1.01 nM and group O primary isolates with EC₅₀ values ranging from 2.88 to 8.45 nM.

Rilpivirine showed additive to synergistic antiviral activity in combination with the NRTIs (abacavir, didanosine, FTC, lamivudine, stavudine, tenofovir, and zidovudine); the PIs (amprenavir, atazanavir, darunavir, indinavir, lopinavir, nelfinavir, ritonavir, saquinavir, and tipranavir); the NNRTIs (EFV, etravirine, and nevirapine); the fusion inhibitor enfuvirtide; the entry inhibitor maraviroc; and the integrase inhibitor raltegravir.

Tenofovir Alafenamide

The antiviral activity of TAF against laboratory and clinical isolates of HIV-1 subtype B was assessed in lymphoblastoid cell lines, PBMCs, primary monocyte/macrophage cells, and CD4-T lymphocytes. The EC₅₀ values for TAF were in the range of 2.0 to 14.7 nM.

Tenofovir alafenamide displayed antiviral activity in cell culture against all HIV-1 groups (M, N, O), including subtypes A, B, C, D, E, F, and G (EC₅₀ values ranged from 0.10 to 12.0 nM) and strain-specific activity against HIV-2 (EC₅₀ values ranged from 0.91 to 2.63 nM).

In a study of TAF with a broad panel of representatives from the major classes of approved anti-HIV agents (NRTIs, NNRTIs, INSTIs, and PIs), additive to synergistic effects were observed. No antagonism was observed for these combinations.

Resistance

In Cell Culture

Emtricitabine

HIV-1 isolates with reduced susceptibility to FTC have been selected in cell culture. Reduced susceptibility to FTC was associated with M184V/I substitutions in HIV-1 RT.

Rilpivirine

Rilpivirine-resistant strains were selected in cell culture starting from wild-type HIV-1 of different origins and subtypes as well as NNRTI-resistant HIV-1. The frequently observed amino acid substitutions that emerged and conferred decreased phenotypic susceptibility to RPV included: L100I, K101E, V106I and A, V108I, E138K and G, Q, R, V179F and I, Y181C and I, V189I, G190E, H221Y, F227C, and M230I and L.

Tenofovir Alafenamide

HIV-1 isolates with reduced susceptibility to TAF have been selected in cell culture. HIV-1 isolates selected by TAF expressed a K65R mutation in HIV-1 RT; in addition, a K70E substitution in HIV-1 RT has been transiently observed. In vitro drug resistance selection studies with TAF have shown no development of resistance increases above 2.5-fold after 6 months in culture.

In Clinical Trials

In Treatment-naïve Patients

Emtricitabine and Tenofovir Alafenamide

In a pooled analysis of antiretroviral-naïve patients receiving FTC+TAF given with EVG+COBI as a FDC tablet (administered as GENVOYA) in Phase 3 Studies 104 and 111, genotyping was performed on plasma HIV-1 isolates from all patients with HIV-1 RNA \geq 400 copies/mL at confirmed virologic failure, at Week 144, or at time of early study drug discontinuation. As of Week 144, the development of one or more primary FTC, TAF, or EVG resistance-associated mutations was observed in 12 of 22 patients with evaluable genotypic data from paired baseline and EVG+COBI+FTC+TAF treatment-failure isolates (12 of 866 patients [1.4%]) compared with 12 of 20 treatment-failure isolates from patients with evaluable genotypic data in the EVG+COBI+FTC+TDF group (12 of 867 patients [1.4%]). Of the 12 patients with resistance development in the EVG+COBI+FTC+TAF group, the mutations that emerged were M184V/I (N = 11) and K65R/N (N = 2) in reverse transcriptase and

T66T/A/I/V (N = 2), E92Q (N = 4), Q148Q/R (N = 1), and N155H (N = 2) in integrase. Of the 12 patients with resistance development in the EVG+COBI+FTC+TDF group, the mutations that emerged were M184V/I (N = 9), K65R/N (N = 4), and L210LW (N = 1) in reverse transcriptase and E92Q/V (N = 4), Q148R (N = 2) and N155H/S (N = 3) in integrase. In both treatment groups, most patients who developed resistance mutations to EVG in integrase also developed resistance mutations to FTC in reverse transcriptase.

In phenotypic analyses of patients in the final resistance analysis population, 7 of 22 patients (32%) had HIV-1 isolates with reduced susceptibility to EVG in the EVG+COBI+FTC+TAF group compared with 7 of 20 patients (35%) in the EVG+COBI+FTC+TDF group, 8 patients (36%) had reduced susceptibility to FTC in the EVG+COBI+FTC+TAF group compared with 7 patients (35%) in the EVG+COBI+FTC+TDF group. One patient in the EVG+COBI+FTC+TAF group (1 of 22 [4.5%]) and 2 patients in the EVG+COBI+FTC+TDF group (2 of 20 [10%]) had reduced susceptibility to tenofovir.

Rilpivirine-Containing Regimens

In the pooled analysis from two Phase III trials (C209 and C215), the emergence of resistance was greater among patients receiving RPV in combination with FTC/TDF as compared to the control (EFV in combination with FTC/TDF) arm at Week 48 (11.5%, 4.2%, respectively) and at Week 96 (14.2%, 6.8%, respectively). Fewer virologic failures due to resistance occurred between Week 48 and Week 96 in each treatment arm (2.7% and 2.6% in the RPV and control arms, respectively). Through week 96, fewer patients with baseline viral load \leq 100,000 copies/mL had genotypic and/or phenotypic resistance to RPV (2.4%) as compared to patients with baseline viral load $>$ 100,000 copies/mL (11.4%). In the Week 96 pooled resistance analysis for patients treated with RPV/FTC/TDF resistance data were available for 71 of the 78 virologic failures. The most common emergent NNRTI substitutions in these patients included V90I, K101E/P/T, E138K/A/Q/G, V179I/L, Y181C/I, V189I, H221Y, F227C/L and M230L, which were associated with an RPV phenotypic fold change range of 2.6–621. However, in the trials, the presence of the substitutions V90I and V189I at baseline did not affect the virologic response. The E138K substitution emerged most frequently during RPV treatment at Week 48 and Week 96, commonly in combination with the M184I mutation. The amino acid substitutions associated with NRTI resistance that developed in 3 or more patients treated with RPV were: K65R, K70E, M184V/I, and K219E. The most common mutations were the same in the Week 48 and Week 96 analyses.

The FTC and lamivudine resistance-associated substitutions M184I or V and NRTI resistance-associated substitutions (K65R/N, A62V, D67N/G, K70E, Y115F, K219E/R) emerged more frequently in the RPV resistance-analysis patients than in EFV resistance-analysis patients.

In Virologically Suppressed Patients

Emtricitabine and Tenofovir Alafenamide

Three patients with emergent resistance to FTC and/or EVG were identified (M184M/I; M184I + E92G; M184V + E92Q) as of Week 96 in a clinical study of virologically suppressed patients who switched from a regimen containing FTC+TDF to FTC+TAF given with EVG+COBI in a FDC tablet (administered as GENVOYA) (Study 109, N = 959).

Rilpivirine-Containing Regimens

Study GS-US-264-0106

Of the 469 patients treated with FTC/RPV/TDF (317 patients who switched to FTC/RPV/TDF at baseline and 152 patients who switched at Week 24), a total of 7 patients were analyzed for resistance development and had genotypic and phenotypic data available. Through Week 24, 2 patients who switched to FTC/RPV/TDF at baseline (2/317, 0.6%) and 1 patient who maintained their protease inhibitor-based regimen (1/159 patients, 0.6%) developed genotypic and/or phenotypic resistance to study drugs. After Week 24, 2 additional patients who switched to FTC/RPV/TDF at baseline developed resistance by Week 48 (total of 4 of 469 patients, 0.9%). The most common emergent resistance mutations in FTC/RPV/TDF -treated patients were M184V/I and E138K in reverse transcriptase. All patients remained susceptible to tenofovir.

Of the patients treated with FTC/RPV/TDF who had historical evidence of the NNRTI-associated K103N substitution, 17 of 18 patients who switched to FTC/RPV/TDF at baseline and 5 of 6 patients who switched to FTC/RPV/TDF at Week 24 maintained virologic suppression through 48 weeks and 24 weeks of FTC/RPV/TDF treatment, respectively.

Cross Resistance

In HIV-1 Infected Treatment-Naïve Patients or Virologically Suppressed Patients

Considering all of the available *in vitro* and *in vivo* data in treatment-naïve patients the following resistance-associated substitutions, when present at baseline, may affect the activity of ODEFSEY: K65R, K70E, K101E, K101P, E138A, E138G, E138K, E138Q, E138R, V179L, Y181C, Y181I, Y181V, M184I, M184V, Y188L, H221Y, F227C, M230I, M230L, and the combination of L100I+K103N.

Emtricitabine

Emtricitabine-resistant viruses with the M184V/I substitution were cross-resistant to lamivudine, but retained sensitivity to didanosine, stavudine, tenofovir, and zidovudine.

Viruses harboring mutations conferring reduced susceptibility to stavudine and zidovudine —thymidine analogue-associated mutations—TAMs (M41L, D67N, K70R,

L210W, T215Y/F, K219Q/E), or didanosine (L74V) remained sensitive to FTC. HIV-1 containing the K103N substitution or other substitutions associated with resistance to NNRTIs was susceptible to FTC.

Rilpivirine-Containing Regimens

No significant cross-resistance has been demonstrated between RPV-resistant HIV-1 variants to FTC or tenofovir, or between FTC- or tenofovir-resistant variants and RPV.

In Treatment-Naïve Adult Patients

In the Week 96 pooled analysis for patients receiving RPV in combination with FTC/TDF in the two Phase III trials of 66 patients with virologic failure for whom phenotypic resistance data were available, 40 (60%) had reduced susceptibility to FTC, 31 (47%) to RPV, 39 (59%) to lamivudine and 2 (3%) to tenofovir. Of the 29 patients with virologic failure on EFV (control) in combination with FTC/TDF for whom phenotypic resistance data was available 12 (41.4%) had reduced susceptibility to EFV, 5 (17.2%) to FTC, 6 (20.7%) to lamivudine and 1 (3.4%) to tenofovir. Of the 31 patients who had reduced susceptibility to RPV, 31 (100%) were resistant to etravirine, 28 (90%) to EFV, and 13 (42%) to nevirapine. Of the 12 patients who lost susceptibility to EFV, 1 (8%) was resistant to etravirine, none to RPV, and 12 (100%) to nevirapine.

In the Week 96 pooled analyses, fewer patients with baseline viral load \leq 100,000 copies/ml had phenotypic cross-resistance to other NNRTIs (4/7) as compared to patients with baseline viral load $>$ 100,000 copies/ml (28/30).

Virologically Suppressed Adult Patients

In Study GS-US-264-0106, 4 of the 469 patients that switched from a protease inhibitor-based regimen to FTC/RPV/TDF had reduced susceptibility to at least one component of FTC/RPV/TDF through Week 48. Among these patients, all 4 lost susceptibility to FTC and 2 lost susceptibility to RPV. Patients with resistance to FTC also were resistant to lamivudine. These patients with resistance to RPV developed phenotypic cross-resistance to the other NNRTIs delavirdine, EFV, and nevirapine, but remained susceptible to etravirine in 1 of 2 cases.

In Vitro

In a panel of 67 HIV-1 recombinant laboratory strains with one amino acid substitution at RT positions associated with NNRTI resistance, including the most commonly found K103N and Y181C, RPV showed antiviral activity against 64 (96%) of these strains. The single amino acid substitutions associated with a loss of susceptibility to RPV were: K101P and Y181V/I. The K103N substitution did not result in reduced susceptibility to RPV by itself, but the combination of K103N with L100I resulted in a 7-fold reduced susceptibility to RPV. In another study, the Y188L substitution resulted in a reduced susceptibility to RPV of 9-fold for clinical isolates and 6-fold for site-directed mutants.

Tenofovir Alafenamide

The K65R and K70E mutations result in reduced susceptibility to abacavir, didanosine, lamivudine, FTC, TAF, and tenofovir, but retain sensitivity to zidovudine.

Multinucleoside resistant HIV-1 with a T69S double insertion mutation or with a Q151M mutation complex including K65R showed reduced susceptibility to TAF.

HIV-1 containing the K103N or Y181C mutations associated with resistance to NNRTIs was susceptible to TAF.

HIV-1 containing mutations associated with resistance to PIs, such as M46I, I54V, V82F/T, and L90M, were susceptible to TAF.

16. NON-CLINICAL TOXICOLOGY

General

No toxicology studies have been conducted with ODEFSEY tablets. The toxicology information is based on studies conducted with FTC, RPV or TAF as individual agents.

Rilpivirine

Animal toxicology studies have been conducted with RPV in mice, rats, rabbits, dogs, and cynomolgus monkeys. The target organs and systems of toxicity were the adrenal cortex and the associated steroid biosynthesis (mouse, rat, dog, cynomolgus monkey), the reproductive organs (female mouse, male and female dog), the liver (mouse, rat, dog), the thyroid and pituitary gland (rat), the kidney (mouse, dog), the hematopoietic system (mouse, rat, dog), and the coagulation system (rat).

Nonclinical studies in rats, dogs and monkeys revealed bone and kidney as the primary target organs of toxicity.

Tenofovir alafenamide

The general toxicology profile of TAF has been studied in mice, rats, dogs and monkeys. Nonclinical studies in rats and dogs revealed bone and kidney as the primary target organs of toxicity. The effects on the kidneys included cortical tubular basophilia and tubular karyomegaly in both rats and dogs and additionally cortical tubular degeneration/regeneration in dogs. These effects did not appear to meaningfully affect renal function except for possibly related reduction in serum calcitriol (1,25-dihydroxyvitamin D3) that may be implicated in the bone effects (see below). The TAF-related effects on the bone included decreases in BMD and mineral content observed in both rats and dogs. In the 9-month dog study, animals dosed at 18/12 mg/kg/day (approximately 47 times the clinical exposure based on AUC) failed to mature skeletally.

The NOAEL in the rat and dog was 25 mg/kg/day (approximately 13 times clinical tenofovir exposure based on AUC) and 2 mg/kg/day (approximately 4 times the clinical tenofovir exposure based on AUC), respectively. These effects were partially reversible upon treatment discontinuation.

Electrocardiographic effects occurred in the 9-month dog study and included prolongation of PR intervals at ≥ 6 mg/kg (approximately 15 times the clinical exposure based on AUC) and reduction in heart rate with an associated QT prolongation at 18/12 mg/kg (approximately 47 times the clinical exposure based on AUC); the heart rate changes were reversible following a three-month recovery period. The NOAEL was 2 mg/kg (approximately 4 times the clinical tenofovir exposure based on AUC). These effects might have been due to a reduction in triiodothyronine (T3) levels.

Carcinogenesis

Emtricitabine

In long-term carcinogenicity studies of FTC, no drug-related increases in tumor incidence were found in mice at doses up to 750 mg/kg/day (23 times the human systemic exposure at the therapeutic dose of 200 mg/day) or in rats at doses up to 600 mg/kg/day (28 times the human systemic exposure at the therapeutic dose).

Rilpivirine

RPV was evaluated for carcinogenic potential by oral gavage administration to mice and rats up to 104 weeks. Daily doses of 20, 60, and 160 mg/kg/day were administered to mice and doses of 40, 200, 500, and 1500 mg/kg/day were administered to rats. An increase in the incidences of hepatocellular adenomas and carcinomas was observed in mice and rats. An increase in the incidences of follicular cell adenomas and/or carcinomas in the thyroid gland was observed in rats. Administration of RPV did not cause a statistically significant increase in the incidence of any other benign or malignant neoplasm in mice or rats. The observed hepatocellular findings in mice and rats are considered to be rodent specific, associated with liver enzyme induction. A similar mechanism does not exist in humans; hence, these tumors are not relevant for humans. The follicular cell findings are considered to be rat specific, associated with increased clearance of thyroxine and are not considered to be relevant for humans. At the lowest tested doses in the carcinogenicity studies, the systemic exposures (based on AUC) to RPV were 21 fold (mice) and 3 fold (rats), relative to those observed in humans at the recommended dose (25 mg once daily).

Tenofovir Alafenamide

Because there is a lower tenofovir exposure in rats and mice after TAF administration compared to TDF, carcinogenicity studies were conducted only with TDF. Long-term oral carcinogenicity studies of TDF in mice and rats were carried out at exposures up to approximately 10 times (mice) and 4 times (rats) those observed in humans at the 300 mg therapeutic dose of TDF for HIV-1 infection. At the high dose in female mice, liver adenomas were increased at exposures 10 times that in humans. In rats, the study was negative for carcinogenic findings at exposures up to 4 times that observed in humans at the therapeutic dose.

Mutagenesis

Emtricitabine

Emtricitabine was not genotoxic in the reverse mutation bacterial test (Ames test), mouse lymphoma or mouse micronucleus assays.

Rilpivirine

Rilpivirine has tested negative in the *in vitro* Ames reverse mutation assay, *in vitro* chromosomal aberration assay in human lymphocyte, and *in vitro* clastogenicity mouse lymphoma assay, tested in the absence and presence of a metabolic activation system. RPV did not induce chromosomal damage in the *in vivo* micronucleus test in mice.

Tenofovir Alafenamide

Tenofovir alafenamide was not genotoxic in the reverse mutation bacterial test (Ames test), mouse lymphoma or rat micronucleus assays.

Reproductive Toxicology

Emtricitabine

The incidence of fetal variations and malformations was not increased in embryofetal toxicity studies performed with FTC in mice at exposures (AUC) approximately 60-fold higher and in rabbits at approximately 120-fold higher than human exposures at the recommended daily dose.

Emtricitabine did not affect fertility in male rats at approximately 140-fold or in male and female mice at approximately 60-fold higher exposures (AUC) than in humans given the recommended 200 mg daily dose. Fertility was normal in the offspring of mice exposed daily from before birth (in utero) through sexual maturity at daily exposures (AUC) of approximately 60-fold higher than human exposures at the recommended 200 mg daily dose.

Rilpivirine

In a study conducted in rats, there were no effects on mating or fertility with RPV up to 400 mg/kg/day, a dose of RPV that showed maternal toxicity. This dose is associated with an exposure that is approximately 40 times higher than the exposure in humans at the recommended dose of 25 mg once daily. Studies in animals have shown no evidence of relevant embryonic or fetal toxicity or an effect on reproductive function. There was no teratogenicity with RPV in rats and rabbits. The exposures at the embryo fetal NOAELs in rats and rabbits were respectively 15 and 70 times higher than the exposure in humans at the recommended dose of 25 mg once daily. In a pre- and postnatal development assessment in rats, RPV had no effect on development of offspring during lactation or postweaning when the mothers were dosed up to 400 mg/kg/day.

Tenofovir Alafenamide

There were no effects on fertility when TAF was administered to male rats at a dose equivalent to 155 times the human dose based on body surface area comparisons for 28 days prior to mating and to female rats for 14 days prior to mating through day seven of gestation.

ODEFSEY (emtricitabine/rilpivirine*/tenofovir alafenamide**) tablets
*as rilpivirine hydrochloride **as tenofovir alafenamide hemifumarate
Product Monograph

17. SUPPORTING PRODUCT MONOGRAPHS

COMPLERA (emtricitabine 200mg/rilpivirine 25mg/tenofovir disoproxil fumarate 300mg) tablets, Control No. 186081, Product Monograph, Gilead Sciences Canada, Inc. September 11, 2015.

EDURANT (rilpivirine 25mg) tablets, Control No. 223865, Product Monograph, Janssen Inc. March 04, 2019.

EMTRIVA (emtricitabine 200mg) capsules, Control No. 165814, Product Monograph, Gilead Sciences Canada, Inc. September 05, 2013.

GENVOYA (elvitegravir 150 mg/cobicistat 150 mg/emtricitabine 200 mg/tenofovir alafenamide 10 mg) tablets, Control No. 224195, Product Monograph, Gilead Sciences Canada, Inc. May 07, 2019.

READ THIS FOR SAFE AND EFFECTIVE USE OF YOUR MEDICINE

PATIENT MEDICATION INFORMATION

ODEFSEY®
(emtricitabine/rilpivirine*/tenofovir alafenamide**) tablets
*as rilpivirine hydrochloride
**as tenofovir alafenamide hemifumarate

Read this carefully before you start taking **Odefsey** and each time you get a refill. This leaflet is a summary and will not tell you everything about this drug. Talk to your healthcare professional about your medical condition and treatment and ask if there is any new information about **Odefsey**.

Serious Warnings and Precautions

- **“Flare-ups” of Hepatitis B Virus infection**, in which the disease suddenly returns in a worse way than before, can occur if you also have hepatitis B and stop taking **Odefsey**. Do not stop taking **Odefsey** without your doctor’s advice. If you stop taking **Odefsey**, tell your doctor immediately about any new, unusual or worsening symptoms that you notice after stopping treatment. After you stop taking **Odefsey**, your doctor will still need to check your health and take blood tests to check your liver. **Odefsey** is not approved for the treatment of hepatitis B virus infection.

What is Odefsey used for?

Odefsey is used to treat people with Human Immunodeficiency Virus (HIV) infection. **Odefsey** is for adults.

Odefsey is for people who do not have an HIV virus that is resistant to **Odefsey**. **Odefsey** has not been studied in children under 18 years of age.

How does Odefsey work?

Odefsey lowers the amount of HIV in the blood (viral load).

HIV infection destroys CD4+ (T) cells. These cells are important to help the immune system fight infections. After a large number of T cells are destroyed, acquired immune deficiency syndrome (AIDS) develops.

Odefsey may help increase the count of CD4+ (T) cells. Lowering the amount of HIV in the blood and increasing the CD4+ (T) cells lower the chance of getting infections that happen when your immune system is weak.

Odefsey does not cure HIV infection or AIDS. The long-term effects of **Odefsey** are not known. People taking **Odefsey** may still get infections or other conditions that happen with HIV infection. Some of these conditions are pneumonia and *Mycobacterium avium* complex (MAC) infections. **It is very important that you see your doctor on a regular basis while taking Odefsey.**

Odefsey has not been shown to reduce the risk of passing HIV to others through sexual contact or blood. Continue to practice safe sex. Use condoms to lower the chance of sexual contact with body fluids such as semen, vaginal secretions, or blood. Do not re-use or share needles.

What are the ingredients in Odefsey?

Medicinal ingredients: emtricitabine, rilpivirine*, tenofovir alafenamide**
(*as rilpivirine hydrochloride, **as tenofovir alafenamide hemifumarate)

Nonmedicinal ingredients: croscarmellose sodium, lactose monohydrate, magnesium stearate, microcrystalline cellulose, polysorbate 20 and povidone. The coating of the tablets contains polyvinyl alcohol, titanium dioxide, macrogol/polyethylene glycol, talc, and iron oxide black.

Odefsey comes in the following dosage forms:

Odefsey comes in tablets. Each tablet contains emtricitabine (200 milligrams), rilpivirine (25 milligrams) (as 27.5 milligrams of rilpivirine hydrochloride) and tenofovir alafenamide (25 milligrams) (as 28.0 milligrams of tenofovir alafenamide hemifumarate). **Odefsey** tablets are gray. They have a capsule-shape. The tablets say “GSI” on one side and “255” on the other side. Each bottle contains 30 tablets. The bottle has a cap that children cannot open. The bottle also contains some polyester coil (which looks white and fluffy) and a small packet of silica gel drying agent. Do NOT eat the coil or drying agent. They are meant to keep your medicine fresh.

Do not use Odefsey if:

- you are allergic to emtricitabine, rilpivirine, tenofovir alafenamide or any of the other ingredients in this product. (Read also “**What are the ingredients in Odefsey?**” above.)
- you are taking any of the following drugs:

Drugs that must not be taken with Odefsey (contraindicated):

Drug Class	Medicinal Ingredient (Brand Name)
Anticonvulsants	carbamazepine (Tegretol®, Tegretol CR®), oxcarbazepine (Trileptal®), phenobarbital (Phenobarb®) and phenytoin (Dilantin®, Tremeytoine®)
Antimycobacterial	rifampin (Rifadin®, Rifamate®*, Rifater®, Rofact®), and rifapentine*

Drug Class	Medicinal Ingredient (Brand Name)
Glucocorticoid	systemic dexamethasone (more than 1 dose) or dexamethasone sodium phosphate
Herbal products	<i>Hypericum perforatum</i> (St. John's wort)
Proton pump inhibitor	dexlansoprazole (Dexilant®), esomeprazole (Nexium®, Vimovo®), lansoprazole (Prevacid®), omeprazole (Losec®, Olex®), pantoprazole sodium (Pantoloc®, Panto IV®), rabeprazole (Pariet®)

*Not available in Canada

The following drugs should also not be taken with Odefsey:

- Adefovir dipivoxil (HEPSERA®).
- Any other medicines to treat HIV-1 infection.
- Any other medicines that contain tenofovir alafenamide (BIKTARVY®, GENVOYA®, DESCOVY®, Symtuza™, VEMLIDY®).
- Any other medicines that contain tenofovir disoproxil fumarate (ATRIPLA®, COMPLERA®, STRIBILD®, TRUVADA®, VIREAD®).
- Any other medicines that contain emtricitabine or lamivudine (3TC®, ATRIPLA, BIKTARVY, COMPLERA, GENVOYA, EMTRIVA®, STRIBILD, Symtuza, TRUVADA; Combivir®, Heptovir®, Kivexa®, Triumeq®, Trizivir®).
- Any other medicines that contain rilpivirine (COMPLERA, Edurant®).

To help avoid side effects and ensure proper use, talk to your doctor before you take Odefsey. Talk about any health conditions or problems you may have, including if you:

- Also have a hepatitis B virus (HBV) infection at the same time and take **Odefsey**. Your HBV infection may get worse (flare-up) and symptoms worsen if you stop taking **Odefsey** (see Serious Warnings and Precautions box and Serious Side Effects table).
- Have a history of pancreatitis (swelling of the pancreas). If you develop symptoms of pancreatitis, such as nausea, vomiting and severe pain in the abdomen and/or back, contact your doctor.
- Have serious liver problems or kidney problems.
- Have bone problems.

- Have heart problems (eg, irregular heartbeat, QT prolongation).
- Have lactic acidosis (high levels of acid in the blood). See the Serious Side Effects table for symptoms and contact your doctor right away if you get these symptoms.
- Have severe liver problems including enlarged or fatty liver. See the Serious Side Effects table for symptoms and contact your doctor right away if you get these symptoms.
- Were born with the rare problem of not being able to tolerate galactose (severe lack of lactase or cannot absorb glucose or galactose). **Odefsey** has lactose.

Do not run out of **Odefsey**. Refill your prescription or talk to your doctor before your **Odefsey** is all gone.

- Do not stop taking **Odefsey** without first talking to your doctor.

If you stop taking **Odefsey**, your doctor will need to check your health often and do blood tests regularly for several months to check your HBV infection. Tell your doctor about any new or unusual symptoms you may have after you stop taking **Odefsey**.

Other warnings you should know about:

If you are pregnant or plan to become pregnant:

It is not known if **Odefsey** can harm your unborn child. Your doctor will decide if you should take **Odefsey**.

Pregnancy Registry: There is a pregnancy registry for women who take HIV-1 medicines during pregnancy. The purpose of this registry is to collect information about the health of you and your baby. If you become pregnant while taking **Odefsey**, talk with your doctor taking part in this registry.

If you are breastfeeding or plan to breastfeed:

Do not breastfeed if you take **Odefsey**. You should not breastfeed if you have HIV because of the chance of passing the HIV virus to your baby. At least one of the medicines, emtricitabine, can pass to your baby in your breast milk and may cause harm to the baby. It is not known if the other medicines in **Odefsey** can pass into your breast milk. If you are a woman who has or will have a baby, talk with your doctor about the best way to feed your baby.

Grapefruit or grapefruit juice can affect how **Odefsey** works. Avoid eating grapefruit or drinking grapefruit juice while you are taking **Odefsey**.

Blood Sugar and Fat Levels

Your blood sugar levels (glucose) or level of fats (lipids) in your blood may increase with HIV treatment. Your doctor may order blood tests for you.

Kidney Tests

Your healthcare professional should do blood and urine tests to check your kidneys before you start and during treatment with ODEFSEY.

Tell your healthcare professional about all the medicines you take, including any drugs, vitamins, minerals, natural supplements or alternative medicines.

Drugs that interact with Odefsey and where the dose of Odefsey or the dose of the other drug should be changed or other direction is needed:

Drug Class	Medicinal Ingredient (Brand Name)
Antacids	antacids containing aluminum hydroxide, magnesium hydroxide, or calcium carbonate. Take antacids at least 2 hours before or 4 hours after you take Odefsey .
Antimycobacterials	rifabutin (Mycobutin [®])
Antifungals	fluconazole (Diflucan [®] , Monicure [®]), itraconazole (Sporanox [®]), ketoconazole (Nizoral [®]), posaconazole (Posanol [®]) and voriconazole (Vfend [®])
H ₂ -Receptor antagonists	cimetidine, famotidine, nizatidine, ranitidine. Take H ₂ -receptor antagonists at least 12 hours before or 4 hours after you take Odefsey .
Immunosuppressants	cyclosporine (Neoral [®]), sirolimus (Rapamune [®]) and tacrolimus (Prograf [®])
Antibacterials	clarithromycin (Biaxin [®]) and telithromycin (Ketek [®])
Narcotic analgesics	methadone (Metadol [®] , Methadose)

These are not all the medicines that may cause problems if you take Odefsey. Be sure to tell your doctor about all the medicines you take.

Keep a complete list of all the prescription, nonprescription, and herbal medicines that you are taking, how much you take and how often you take them. Make a new list when medicines or herbal medicines are added or stopped, or if the dose changes. Give copies of this list to all your doctors and pharmacists **every** time you visit them or fill a prescription. This will give your doctor a complete picture of the medicines you use. Then he or she can decide the best approach for the situation.

How to take Odefsey:

Stay under a doctor's care when taking **Odefsey**. Do not change your treatment or stop treatment without first talking with your doctor.

When your **Odefsey** supply starts to run low, get more from your doctor or pharmacy. This is very important because the amount of virus in your blood may increase if the

medicine is stopped for even a short time. If **Odefsey** is not taken on a regular basis, as prescribed, the HIV virus may become harder to treat.

Only take medicine that has been prescribed specifically for you.

Do not give **Odefsey** to others or take medicine prescribed for someone else.

Do not use if seal over bottle opening is broken or missing.

Usual dose: Adults:

- Take one tablet (by mouth) once each day with a meal. Try to take the tablet at the same time each day. Swallow with plenty of water.
- **Always take Odefsey with a meal.** A meal is important to get the right drug levels in your body. A protein drink alone does not replace a meal.

Overdose:

If you think you have taken too much **Odefsey**, contact your healthcare professional, hospital emergency department or regional Poison Control Centre immediately, even if there are no symptoms.

Missed Dose:

It is important to take **Odefsey** each day.

- **If you miss a dose of Odefsey** and you notice within 12 hours, take a tablet with a meal as soon as you can. Then take the next dose at your usual time.
- **If you miss a dose of Odefsey** and you notice after 12 hours, wait and take the next dose at your usual time. Do NOT take a double dose (two doses close together).

What to do if you vomit (throw up):

- If you vomit **less than 4 hours** after taking **Odefsey**, take another tablet with a meal.
- If you vomit **more than 4 hours** after taking **Odefsey**, wait. Do NOT take another tablet until you are scheduled to take the next tablet.

Call your doctor or pharmacists if you are not sure what to do.

What are possible side effects from using Odefsey?

These are not all the possible side effects you may feel when taking **Odefsey**. If you get any side effects not listed here, contact your doctor. Please also see Serious Warnings and Precautions box.

The common side effects of **Odefsey** are:

- Trouble sleeping (insomnia).
- Headache.
- Nausea.
- Tiredness.
- Depression.

Additional side effect may include:

- Gas.
- Hives (urticaria).
- Abdominal discomfort.

Changes in your immune system (Immune Reconstitution Inflammatory Syndrome) can happen when you start taking HIV-1 medicines. Your immune system may get stronger and begin to fight infections that have been hidden in your body for a long time.

Autoimmune disorders (when the immune system attacks healthy body tissue), may also occur after you start taking medicines for HIV infection. Examples of this include: Grave's disease (which affects the thyroid gland), Guillain-Barré syndrome (which affects the nervous system), polymyositis (which affects the muscles), or autoimmune hepatitis (which affects the liver). Autoimmune disorders may occur many months after the start of treatment. Look for any other symptoms such as:

- high temperature (fever), redness, rash or swelling
- joint or muscle pain
- numbness or weakness beginning in the hands and feet and moving up towards the trunk of the body
- palpitations (chest pain) or rapid heart rate

If you notice these or any symptoms of inflammation or infection, tell your doctor immediately.

Bone problems can happen in some people who take **Odefsey**. Bone problems may include bone pain, softening or thinning (which may lead to fractures). Your doctor may need to do tests to check your bones.

Tell your doctor if you have any side effect that bothers you or that does not go away.

These are not all the possible side effects of **Odefsey**. For more information, ask your doctor or pharmacist.

Serious side effects and what to do about them			
Symptoms / effect	Talk to your healthcare professional		Stop taking drug and get immediate medical help
	Only if severe	In all cases	
<p><u>COMMON</u> Effect: Depression or mood changes Symptoms:</p> <ul style="list-style-type: none"> • Feel sad or hopeless • Feel anxious or restless • Have thoughts of hurting yourself (suicide) or have tried to hurt yourself 		✓ ✓ ✓	
<p><u>UNCOMMON</u> Effect: Severe skin rash and allergic reactions Symptoms:</p> <ul style="list-style-type: none"> • Severe allergic reactions causing a swollen face, lips, mouth, tongue or throat, which may lead to difficulty swallowing or breathing • Mouth sores or blisters on your body • Inflamed eyes (conjunctivitis) • Fever, dark urine, or pain on the right side of the stomach-area (abdominal pain) 		✓ ✓ ✓ ✓	
<p><u>RARE</u> Effect: Lactic acidosis Symptoms:</p> <ul style="list-style-type: none"> • Feeling very weak or tired • Unusual muscle pain • Stomach pain with nausea and vomiting • Feeling unusually cold especially in arms and legs • Feeling dizzy or lightheaded • Fast or irregular heartbeat • Fast and deep breathing 		✓ ✓ ✓ ✓ ✓ ✓ ✓	

Serious side effects and what to do about them			
Symptoms / effect	Talk to your healthcare professional		Stop taking drug and get immediate medical help
	Only if severe	In all cases	
<p><u>VERY RARE</u> Effect: Flare-ups of hepatitis B virus infection following drug discontinuation Symptoms:</p> <ul style="list-style-type: none"> • Jaundice (skin or the white part of eyes turn yellow) • Urine turns dark • Bowel movements (stools) turn light in color • Loss of appetite for several days or longer • Feeling sick to your stomach (nausea) • Lower stomach pain 		✓ ✓ ✓ ✓ ✓ ✓	
<p><u>VERY RARE</u> Effect: Hepatobiliary toxicity (severe liver or gallbladder problems) with hepatomegaly (liver enlargement) and steatosis (fat in the liver) Symptoms:</p> <ul style="list-style-type: none"> • Jaundice (skin or the white part of eyes turn yellow) • Urine turns dark • Bowel movements (stools) turn light in color • Loss of appetite for several days or longer • Feeling sick to your stomach (nausea) • Lower stomach pain • Back and shoulder pain 		✓ ✓ ✓ ✓ ✓ ✓ ✓	

If you have a troublesome symptom or side effect that is not listed here or becomes bad enough to interfere with your daily activities, talk to your healthcare professional.

Reporting Side Effects

You can report any suspected side effects associated with the use of health products to Health Canada by:

- Visiting the Web page on Adverse Reaction Reporting (www.canada.ca/en/health-canada/services/drugs-health-products/medeffect-canada) for information on how to report online, by mail or by fax; or
- Calling toll free at 1-866-234-2345.

NOTE: Contact your healthcare professional if you need information about how to manage your side effects. The Canada Vigilance Program does not provide medical advice.

Storage:

- Store **Odefsey** below 30 °C (86 °F).
- Keep **Odefsey** in its original container and keep the container tightly closed.
- Keep this medication where children cannot reach it or see it.

If you want more information about Odefsey:

- Talk to your healthcare professional.
- Find the full product monograph that is prepared for healthcare professionals and includes this Patient Medication Information by visiting the Health Canada website (www.canada.ca/en/health-canada/services/drugs-health-products/drug-products/drug-product-database); the manufacturer's website www.gilead.ca, or by calling 1-866-207-4267.

This leaflet was prepared by Gilead Sciences Canada, Inc.

Last Revised: November 13, 2019

Gilead Sciences, Inc.

Foster City, CA 94404
USA

Gilead Sciences Canada, Inc.

Mississauga, ON L5N 2W3

ATRIPLA[®], BIKTARVY[®], ODEFSEY[®], DESCOVY[®], GENVOYA[®], STRIBILD[®], COMPLERA[®], EMTRIVA[®], TRUVADA[®], VIREAD[®], HEPSERA[®] and VEMOLIDY[®] are trademarks of Gilead Sciences, Inc. or its related companies.

All other marks referenced herein are the property of their respective owners.

© 2019 Gilead Sciences, Inc. All rights reserved.



e181221-GS-006

Marketing Status in United States

[Drug Databases \(https://www.fda.gov/Drugs/InformationOnDrugs/\)](https://www.fda.gov/Drugs/InformationOnDrugs/)

Orange Book: Approved Drug Products with Therapeutic Equivalence Evaluations

[Home \(index.cfm?resetfields=1\)](#) | [Back to Search Results](#)

Product Details for NDA 208351

ODEFSEY (EMTRICITABINE; RILPIVIRINE HYDROCHLORIDE; TENOFOVIR
ALAFENAMIDE FUMARATE)
200MG;EQ 25MG BASE;EQ 25MG BASE
Marketing Status: Prescription

Active Ingredient: EMTRICITABINE; RILPIVIRINE HYDROCHLORIDE; TENOFOVIR
ALAFENAMIDE FUMARATE

Proprietary Name: ODEFSEY

Dosage Form; Route of Administration: TABLET; ORAL

Strength: 200MG;EQ 25MG BASE;EQ 25MG BASE

Reference Listed Drug: Yes

Reference Standard: Yes

TE Code:

Application Number: N208351

Product Number: 001

Approval Date: Mar 1, 2016

Applicant Holder Full Name: GILEAD SCIENCES INC

Marketing Status: Prescription

[Patent and Exclusivity Information \(patent_info.cfm?](#)

[Product_No=001&Appl_No=208351&Appl_type=N\)](#)